

Residencias

# RIVNGE

BAL HARBOUR





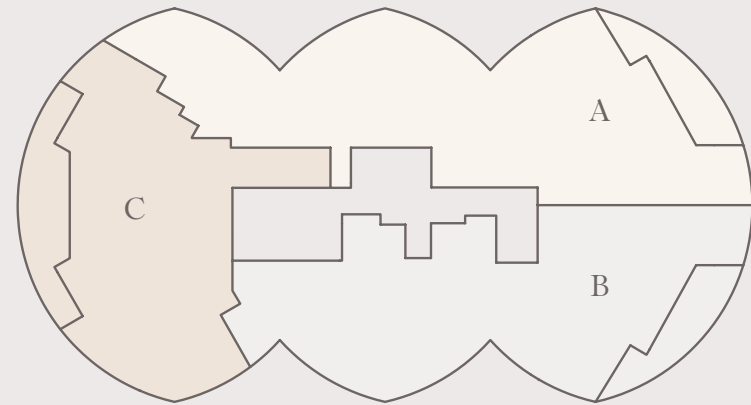
## Una visión sublime

Rivage Bal Harbour aprovecha una oportunidad única y excepcional, los últimos tres acres (más de una hectárea) disponibles frente al mar en Bal Harbour, y les hace justicia.

La deslumbrante torre de cristal de SOM es un bastión de la vida moderna que alberga lujosos y refinados interiores de Rottet Studio. Todo ello inmerso en un exuberante paisaje tropical labrado por el internacionalmente aclamado estudio Enea Garden Design.




z



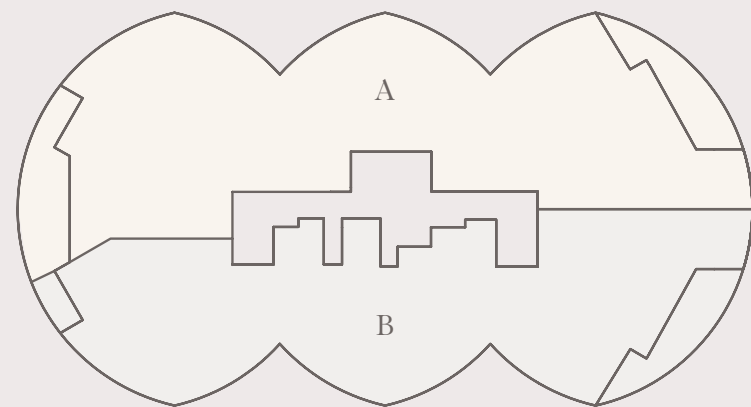
RESIDENCIAS A, B, C; PISO 2

AGUAS  
INTRACOSTERAS



RESIDENCIAS A, B, C; PISOS 3-17

OCÉANO ATLÁNTICO



RESIDENCIAS A, B, C; PISOS 18-21

## Información general de las residencias

Entrada directa a cada residencia por ascensor privado

Techos de 3.35 metros (10 pies) de altura y  
ventanales del suelo al techo

Terrazas de hasta 3.65 metros (12 pies) de profundidad con vistas  
directas al océano Atlántico y a la bahía de Biscayne

Amplias zonas de estar, comedor y entretenimiento

Cocinas personalizadas con electrodomésticos Sub-Zero y  
Wolf (incluyendo cocina a gas y bodega de vino  
de altura completa), accesorios Dornbracht, acabados de  
madera y mármol

Cuartos de baño y vestidores personalizados  
diseñados por Rottet Studio con mármol, roble blanco y  
accesorios Dornbracht

Cuarto de baño principal con suelo y paredes de travertino,  
encimera de mármol, lavabo lacado, bañera revestida en piedra,  
espejos y accesorios de iluminación personalizados

Vestidor totalmente acabado en cada dormitorio, con  
carpintería de roble y cajones forrados en cuero



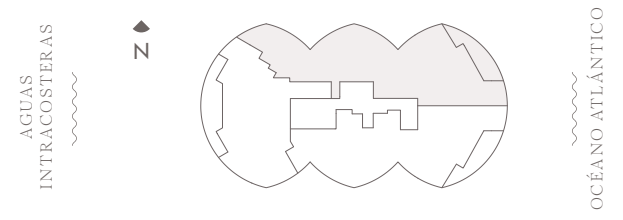
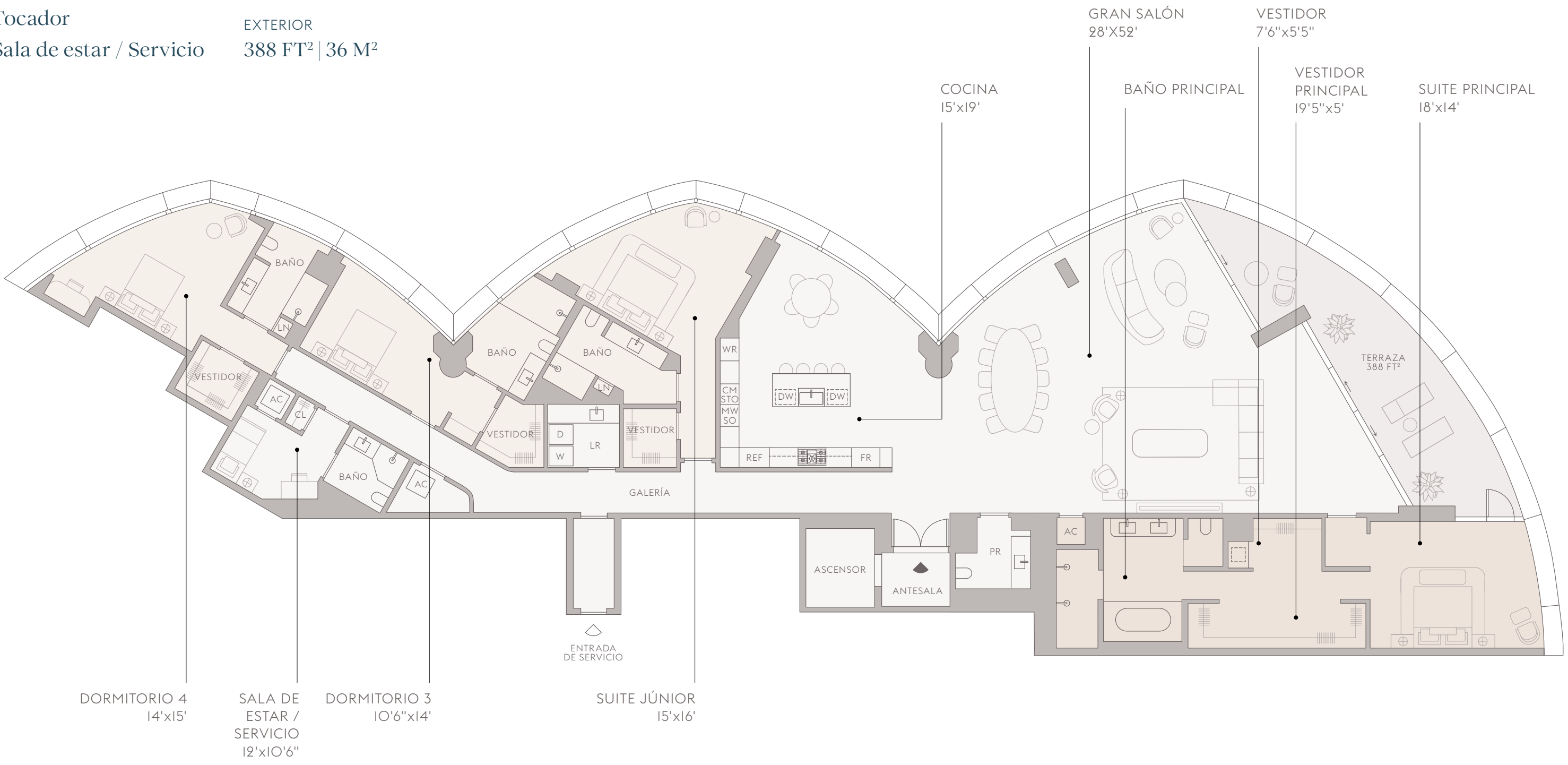






# Residencia A, piso 2

4 Dormitorios	INTERIOR	TOTAL
5 Baños	4784 FT <sup>2</sup>   444 M <sup>2</sup>	5172 FT <sup>2</sup>   480 M <sup>2</sup>
Tocador	EXTERIOR	
Sala de estar / Servicio	388 FT <sup>2</sup>   36 M <sup>2</sup>	



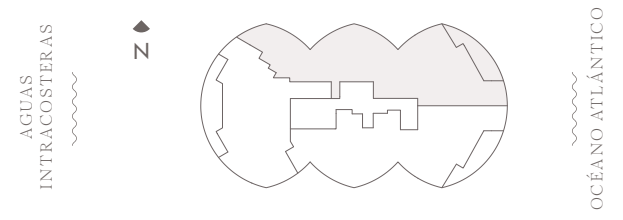
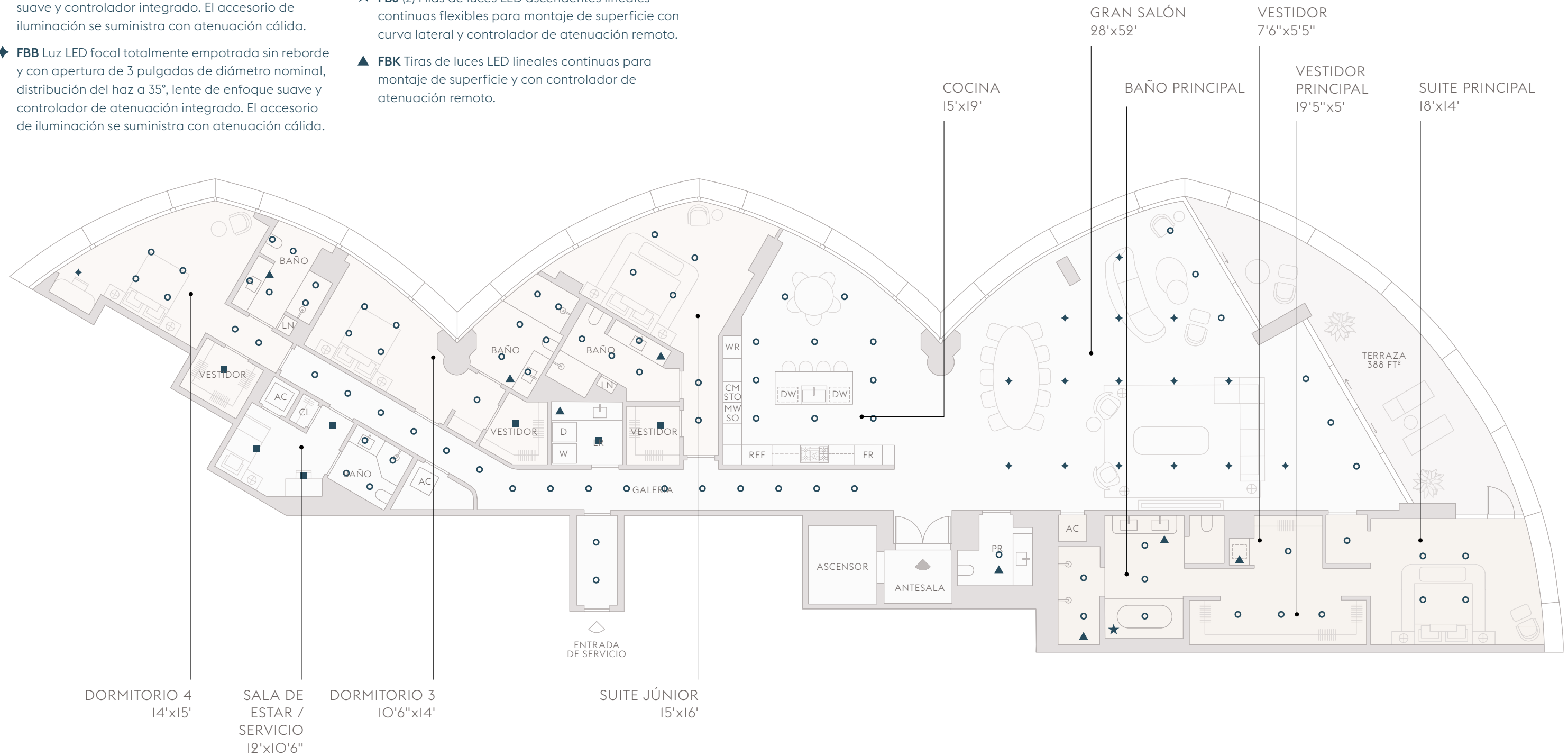
The dimensions stated for this floor plan are approximate because there are various recognized methods for calculating the square footage of a unit. The square footage stated here is calculated from the exterior boundaries of the exterior walls to the centerline of interior demising walls without deductions for cutouts, curves, or architectural features. This method typically results in quoted dimensions greater than the dimensions that would be determined by using other accepted methods. The definition of "Unit" and the calculation method to be relied upon is set forth by the Developer in Developer's prospectus which method may result in a square footage calculation less than the result of the calculation method used here. Renderings depict features not included with purchase, but which are available at an additional cost such as wine bar and closet millwork among others. Consult the Developer's prospectus to learn what is included with Unit purchase and to understand Unit dimensions. 2023 © Carlton Terrace Owner LLC, with all rights reserved.



# Residencia A, piso 2 plano de cielorraso

- **FBA** Luz LED descendente totalmente empotrada sin reborde y con apertura de 3 pulgadas de diámetro nominal, distribución del haz a 55°, lente de enfoque suave y controlador integrado. El accesorio de iluminación se suministra con atenuación cálida.
- ◆ **FBB** Luz LED focal totalmente empotrada sin reborde y con apertura de 3 pulgadas de diámetro nominal, distribución del haz a 35°, lente de enfoque suave y controlador de atenuación integrado. El accesorio de iluminación se suministra con atenuación cálida.

- **FBW** Luz LED descendente para montaje de superficie con carcasa de 8 pulgadas de diámetro nominal.
- ★ **FBJ** (2) Filas de luces LED ascendentes lineales continuas flexibles para montaje de superficie con curva lateral y controlador de atenuación remoto.
- ▲ **FBK** Tiras de luces LED lineales continuas para montaje de superficie y con controlador de atenuación remoto.

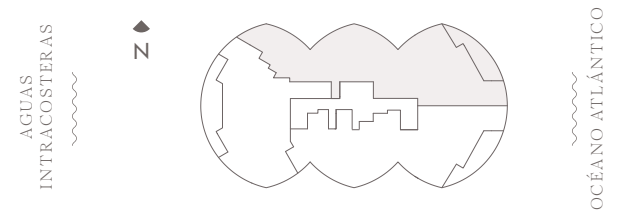
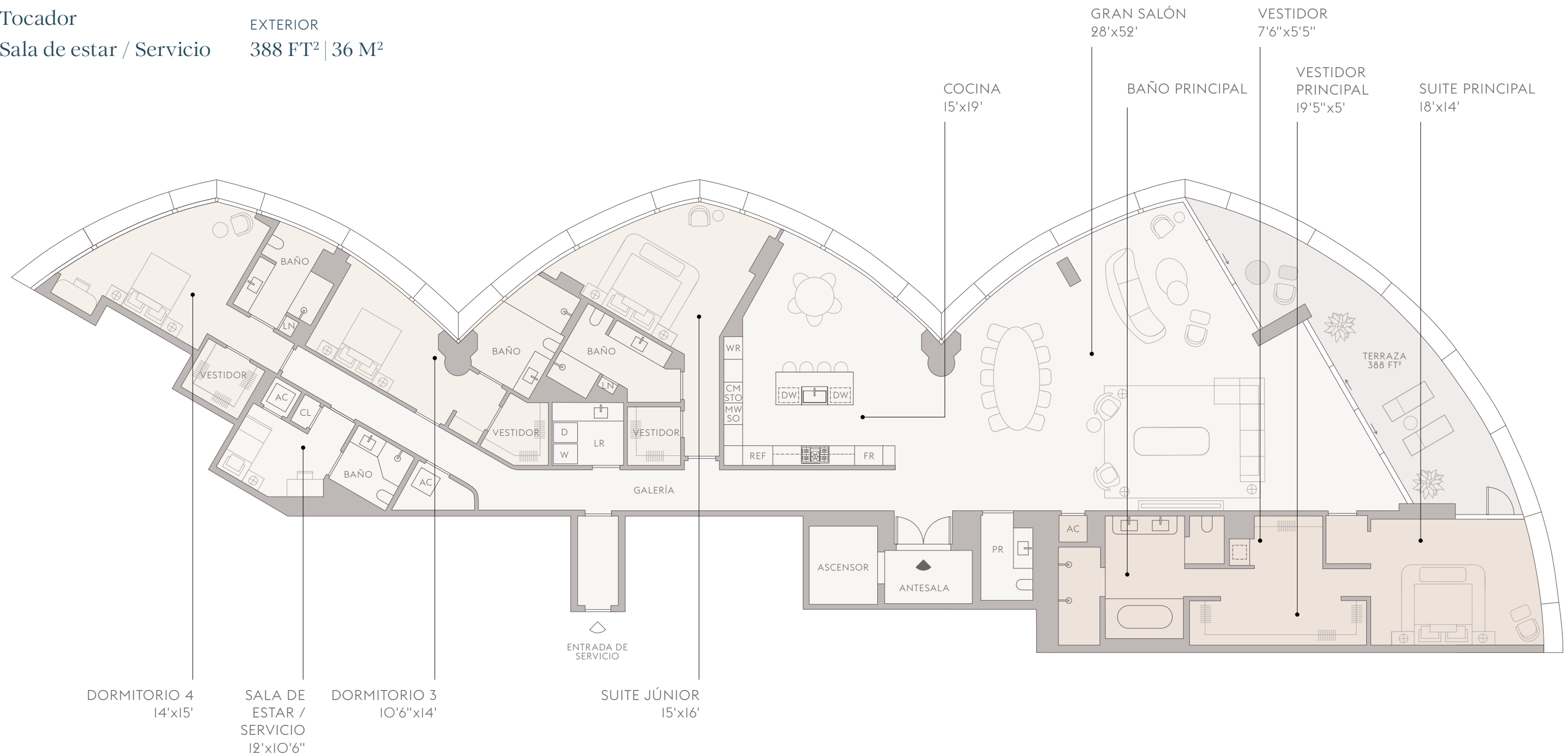


The dimensions stated for this floor plan are approximate because there are various recognized methods for calculating the square footage of a unit. The square footage stated here is calculated from the exterior boundaries of the exterior walls to the centerline of interior demising walls without deductions for cutouts, curves, or architectural features. This method typically results in quoted dimensions greater than the dimensions that would be determined by using other accepted methods. The definition of "Unit" and the calculation method to be relied upon is set forth by the Developer in Developer's prospectus which method may result in a square footage calculation less than the result of the calculation method used here. Renderings depict features not included with purchase, but which are available at an additional cost such as wine bar and closet millwork among others. Consult the Developer's prospectus to learn what is included with Unit purchase and to understand Unit dimensions. 2023 © Carlton Terrace Owner LLC, with all rights reserved.



# Residencia A, pisos 3-17

4 Dormitorios	INTERIOR	TOTAL
5 Baños	4810 FT <sup>2</sup>   447 M <sup>2</sup>	5198 FT <sup>2</sup>   483 M <sup>2</sup>
Tocador	EXTERIOR	
Sala de estar / Servicio	388 FT <sup>2</sup>   36 M <sup>2</sup>	



The dimensions stated for this floor plan are approximate because there are various recognized methods for calculating the square footage of a unit. The square footage stated here is calculated from the exterior boundaries of the exterior walls to the centerline of interior demising walls without deductions for cutouts, curves, or architectural features. This method typically results in quoted dimensions greater than the dimensions that would be determined by using other accepted methods. The definition of "Unit" and the calculation method to be relied upon is set forth by the Developer in Developer's prospectus which method may result in a square footage calculation less than the result of the calculation method used here. Renderings depict features not included with purchase, but which are available at an additional cost such as wine bar and closet millwork among others. Consult the Developer's prospectus to learn what is included with Unit purchase and to understand Unit dimensions. 2023 © Carlton Terrace Owner LLC, with all rights reserved.

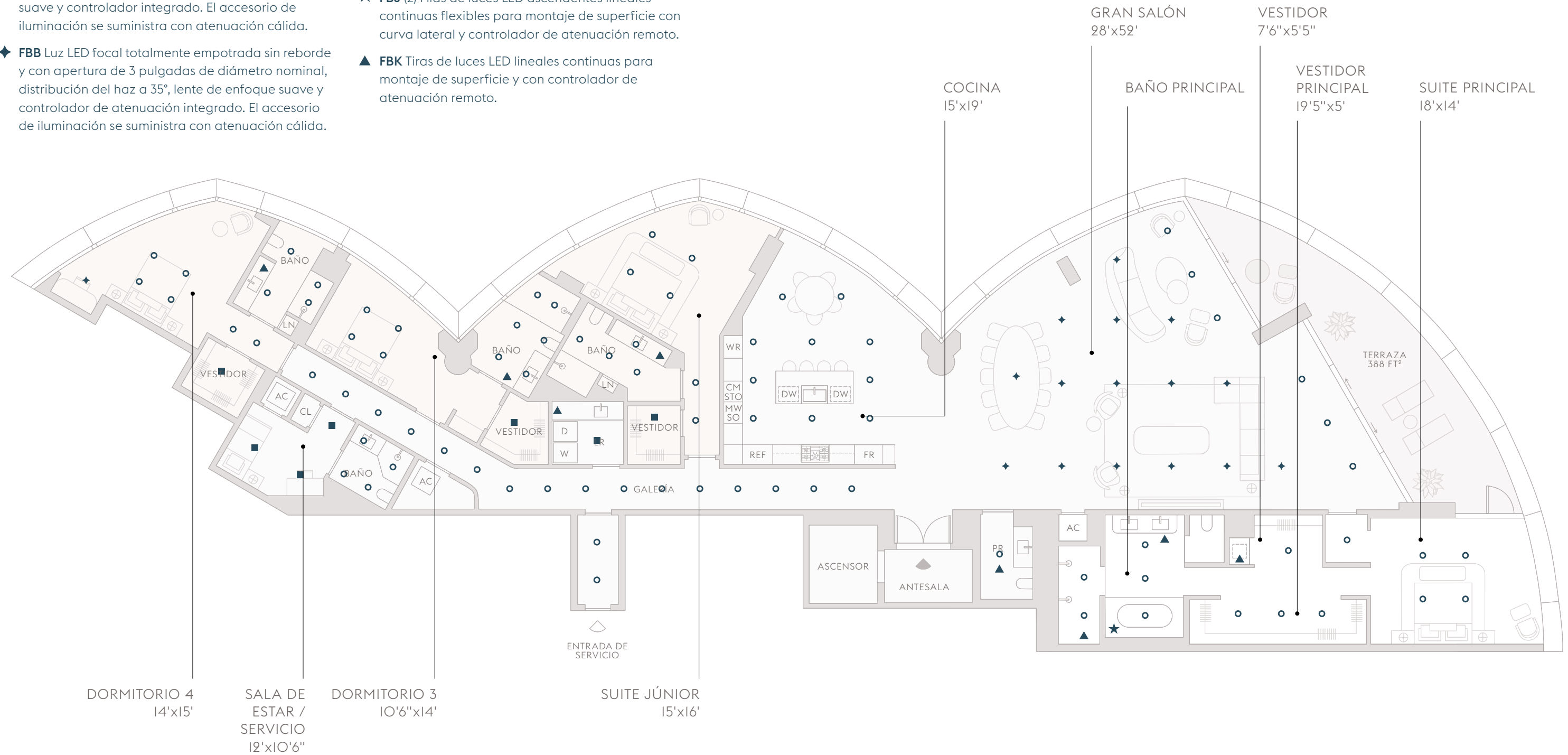


# Residencia A, pisos 3-17

## Plano de cielorraso

- **FBA** Luz LED descendente totalmente empotrada sin reborde y con apertura de 3 pulgadas de diámetro nominal, distribución del haz a 55°, lente de enfoque suave y controlador integrado. El accesorio de iluminación se suministra con atenuación cálida.
- ◆ **FBB** Luz LED focal totalmente empotrada sin reborde y con apertura de 3 pulgadas de diámetro nominal, distribución del haz a 35°, lente de enfoque suave y controlador de atenuación integrado. El accesorio de iluminación se suministra con atenuación cálida.

- **FBW** Luz LED descendente para montaje de superficie con carcasa de 8 pulgadas de diámetro nominal.
- ★ **FBJ** (2) Filas de luces LED ascendentes lineales continuas flexibles para montaje de superficie con curva lateral y controlador de atenuación remoto.
- ▲ **FBK** Tiras de luces LED lineales continuas para montaje de superficie y con controlador de atenuación remoto.

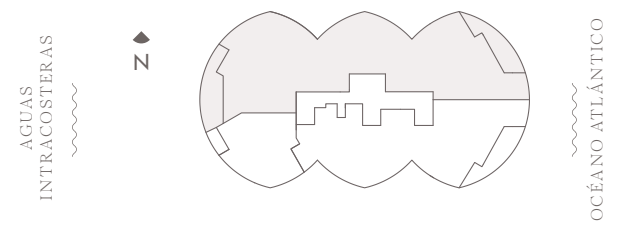
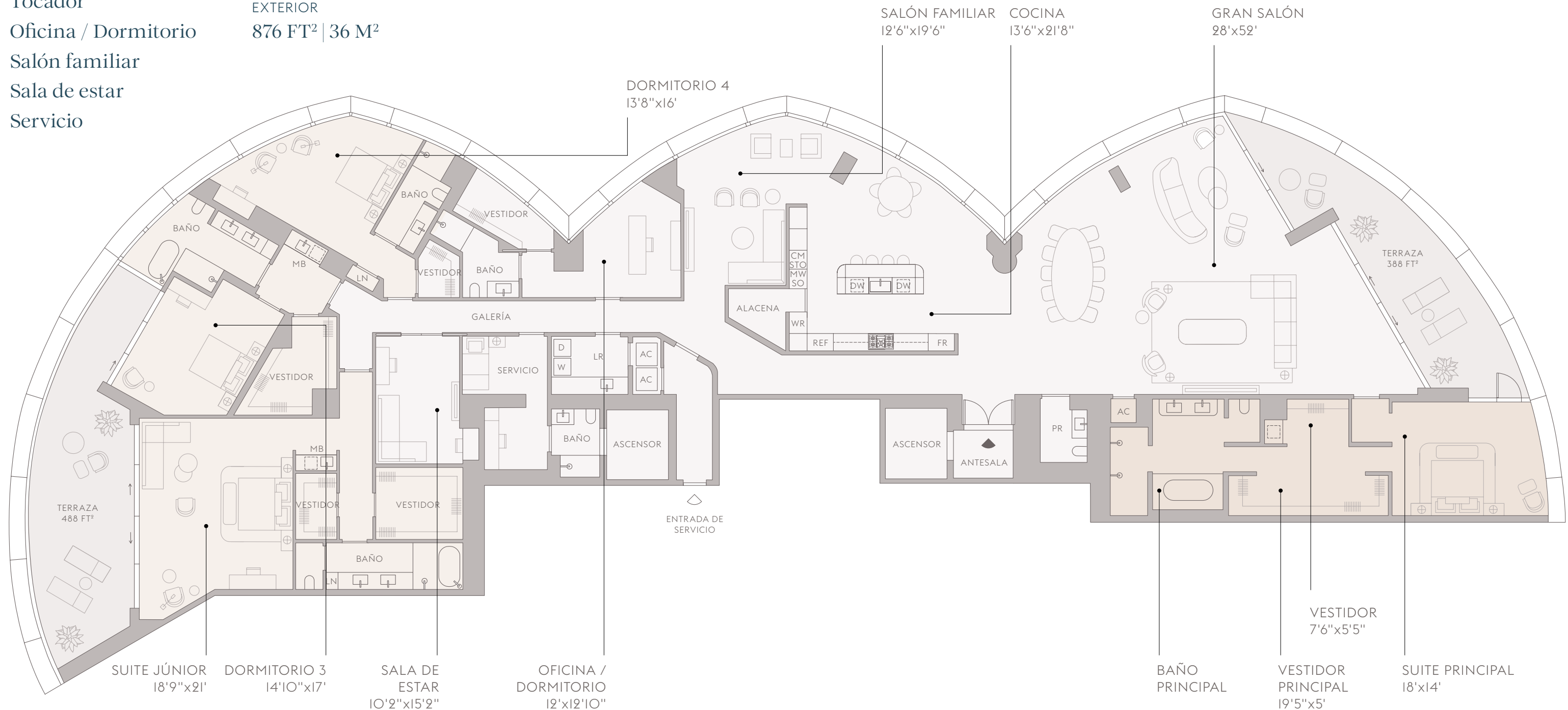


The dimensions stated for this floor plan are approximate because there are various recognized methods for calculating the square footage of a unit. The square footage stated here is calculated from the exterior boundaries of the exterior walls to the centerline of interior demising walls without deductions for cutouts, curves, or architectural features. This method typically results in quoted dimensions greater than the dimensions that would be determined by using other accepted methods. The definition of "Unit" and the calculation method to be relied upon is set forth by the Developer in Developer's prospectus which method may result in a square footage calculation less than the result of the calculation method used here. Renderings depict features not included with purchase, but which are available at an additional cost such as wine bar and closet millwork among others. Consult the Developer's prospectus to learn what is included with Unit purchase and to understand Unit dimensions. 2023 © Carlton Terrace Owner LLC, with all rights reserved.



# Residencia A, pisos 18-21

4 Dormitorios	INTERIOR	TOTAL
5 Baños	6655 FT <sup>2</sup>   618 M <sup>2</sup>	7531 FT <sup>2</sup>   700 M <sup>2</sup>
Tocador	EXTERIOR	
Oficina / Dormitorio	876 FT <sup>2</sup>   36 M <sup>2</sup>	
Salón familiar		
Sala de estar		
Servicio		



The dimensions stated for this floor plan are approximate because there are various recognized methods for calculating the square footage of a unit. The square footage stated here is calculated from the exterior boundaries of the exterior walls to the centerline of interior demising walls without deductions for cutouts, curves, or architectural features. This method typically results in quoted dimensions greater than the dimensions that would be determined by using other accepted methods. The definition of "Unit" and the calculation method to be relied upon is set forth by the Developer in Developer's prospectus which method may result in a square footage calculation less than the result of the calculation method used here. Renderings depict features not included with purchase, but which are available at an additional cost such as wine bar and closet millwork among others. Consult the Developer's prospectus to learn what is included with Unit purchase and to understand Unit dimensions. 2023 © Carlton Terrace Owner LLC, with all rights reserved.



# Residencia A, pisos 18-21

## Plano de cielorraso

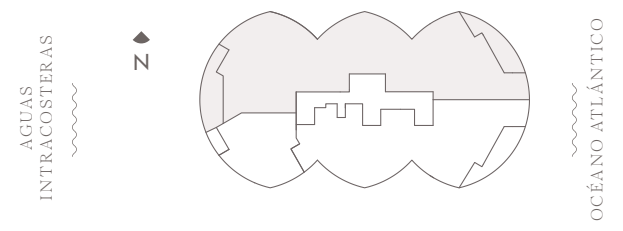
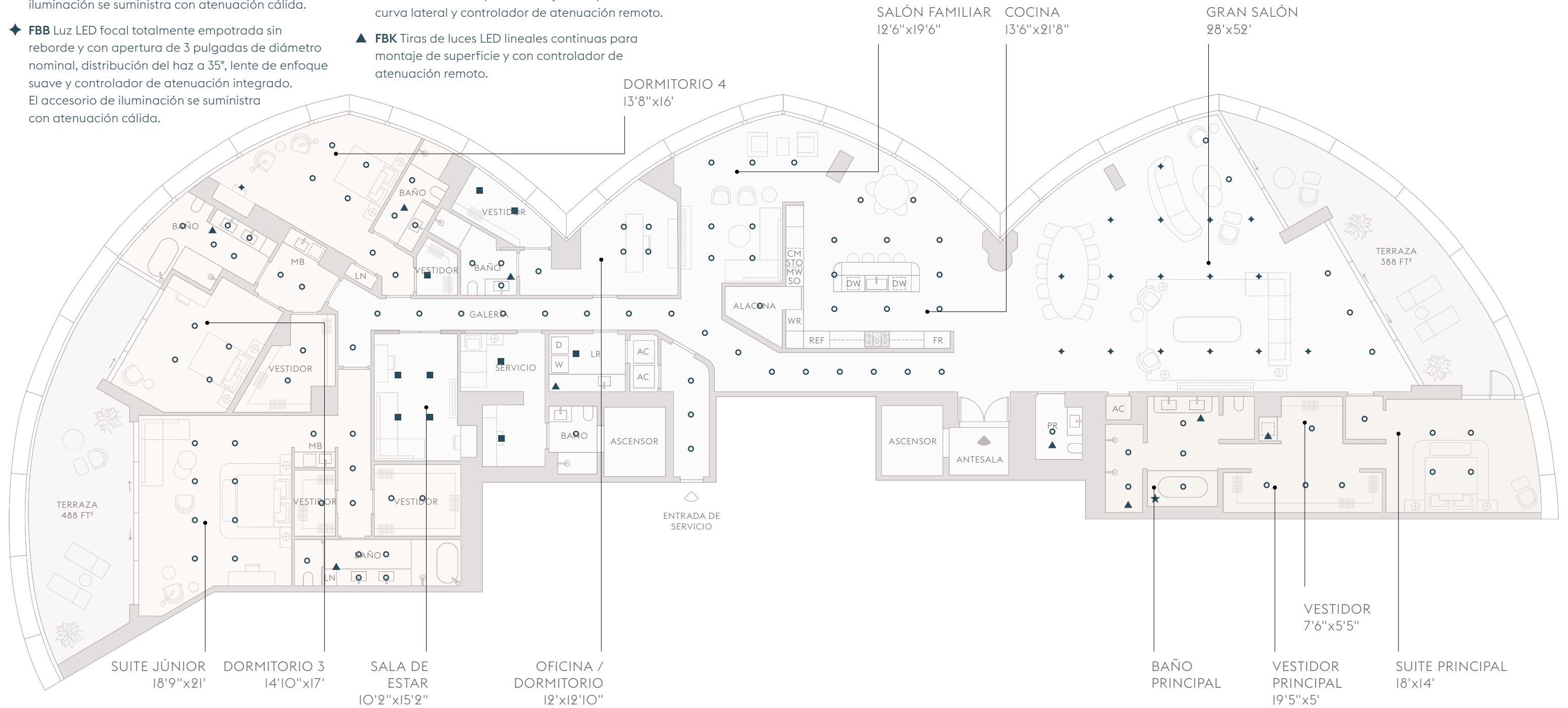
○ **FBA** Luz LED descendente totalmente empotrada sin reborde y con apertura de 3 pulgadas de diámetro nominal, distribución del haz a 55°, lente de enfoque suave y controlador integrado. El accesorio de iluminación se suministra con atenuación cálida.

◆ **FBB** Luz LED focal totalmente empotrada sin reborde y con apertura de 3 pulgadas de diámetro nominal, distribución del haz a 35°, lente de enfoque suave y controlador de atenuación integrado. El accesorio de iluminación se suministra con atenuación cálida.

■ **FBW** Luz LED descendente para montaje de superficie con carcasa de 8 pulgadas de diámetro nominal.

★ **FBJ (2)** Filas de luces LED ascendentes lineales continuas flexibles para montaje de superficie con curva lateral y controlador de atenuación remoto.

▲ **FBK** Tiras de luces LED lineales continuas para montaje de superficie y con controlador de atenuación remoto.

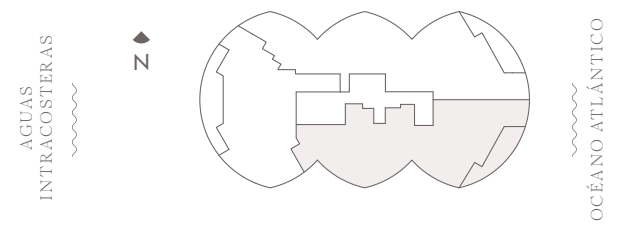
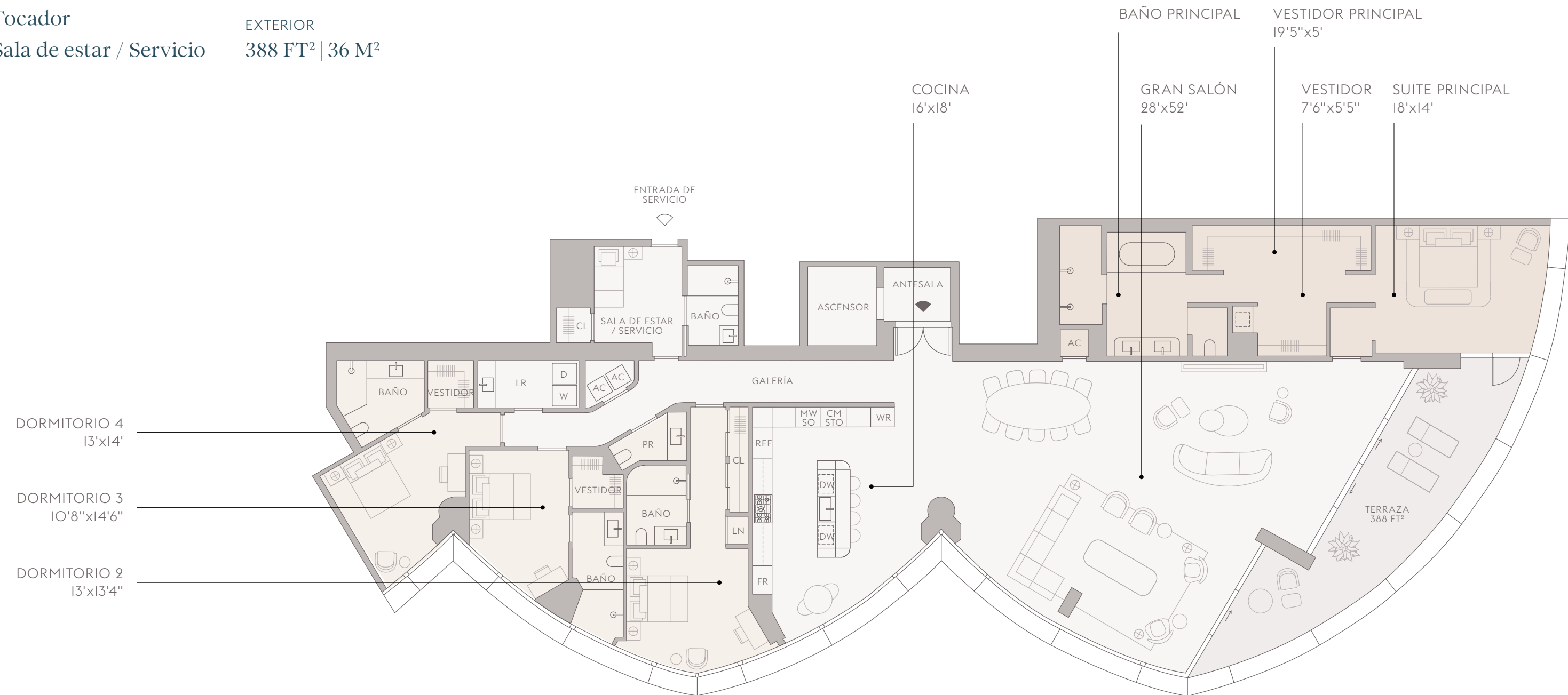


The dimensions stated for this floor plan are approximate because there are various recognized methods for calculating the square footage of a unit. The square footage stated here is calculated from the exterior boundaries of the exterior walls to the centerline of interior demising walls without deductions for cutouts, curves, or architectural features. This method typically results in quoted dimensions greater than the dimensions that would be determined by using other accepted methods. The definition of "Unit" and the calculation method to be relied upon is set forth by the Developer in Developer's prospectus which method may result in a square footage calculation less than the result of the calculation method used here. Renderings depict features not included with purchase, but which are available at an additional cost such as wine bar and closet millwork among others. Consult the Developer's prospectus to learn what is included with Unit purchase and to understand Unit dimensions. 2023 © Carlton Terrace Owner LLC, with all rights reserved.



# Residencia B, piso 2

4 Dormitorios	INTERIOR	TOTAL
5 Baños	4215 FT <sup>2</sup>   392 M <sup>2</sup>	4603 FT <sup>2</sup>   428 M <sup>2</sup>
Tocador	EXTERIOR	
Sala de estar / Servicio	388 FT <sup>2</sup>   36 M <sup>2</sup>	



The dimensions stated for this floor plan are approximate because there are various recognized methods for calculating the square footage of a unit. The square footage stated here is calculated from the exterior boundaries of the exterior walls to the centerline of interior demising walls without deductions for cutouts, curves, or architectural features. This method typically results in quoted dimensions greater than the dimensions that would be determined by using other accepted methods. The definition of "Unit" and the calculation method to be relied upon is set forth by the Developer in Developer's prospectus which method may result in a square footage calculation less than the result of the calculation method used here. Renderings depict features not included with purchase, but which are available at an additional cost such as wine bar and closet millwork among others. Consult the Developer's prospectus to learn what is included with Unit purchase and to understand Unit dimensions. 2023 © Carlton Terrace Owner LLC, with all rights reserved.

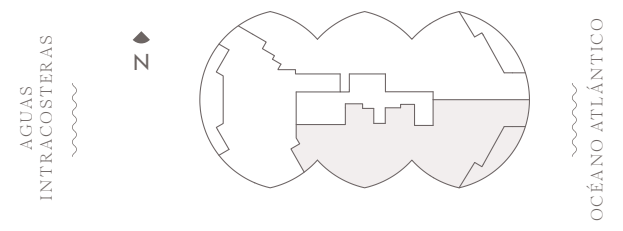
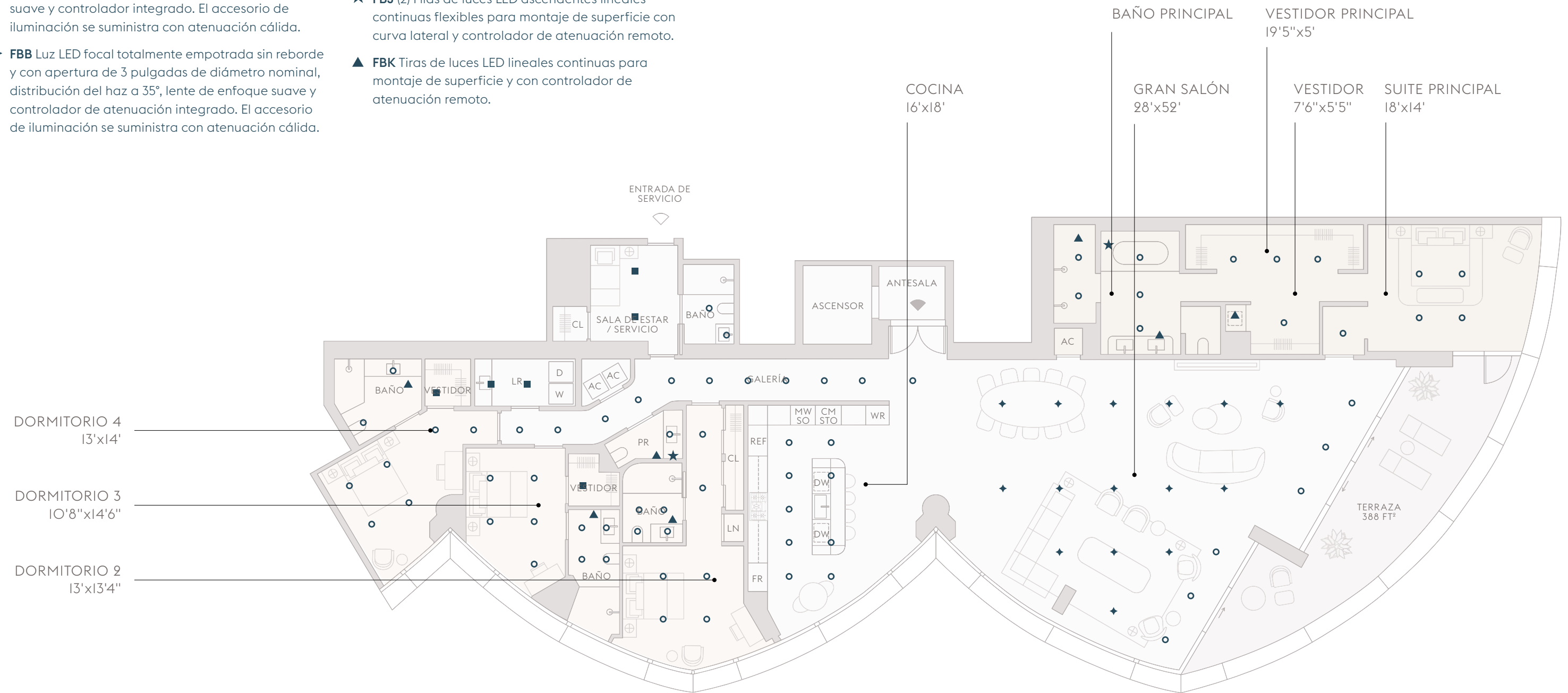


# Residencia B, piso 2

## Plano de cielorraso

- **FBA** Luz LED descendente totalmente empotrada sin reborde y con apertura de 3 pulgadas de diámetro nominal, distribución del haz a 55°, lente de enfoque suave y controlador integrado. El accesorio de iluminación se suministra con atenuación cálida.
- ◆ **FBB** Luz LED focal totalmente empotrada sin reborde y con apertura de 3 pulgadas de diámetro nominal, distribución del haz a 35°, lente de enfoque suave y controlador de atenuación integrado. El accesorio de iluminación se suministra con atenuación cálida.

- **FBW** Luz LED descendente para montaje de superficie con carcasa de 8 pulgadas de diámetro nominal.
- ★ **FBJ** (2) Filas de luces LED ascendentes lineales continuas flexibles para montaje de superficie con curva lateral y controlador de atenuación remoto.
- ▲ **FBK** Tiras de luces LED lineales continuas para montaje de superficie y con controlador de atenuación remoto.

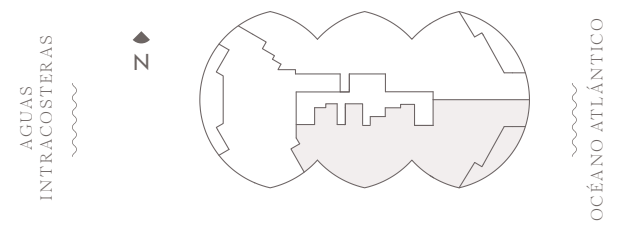
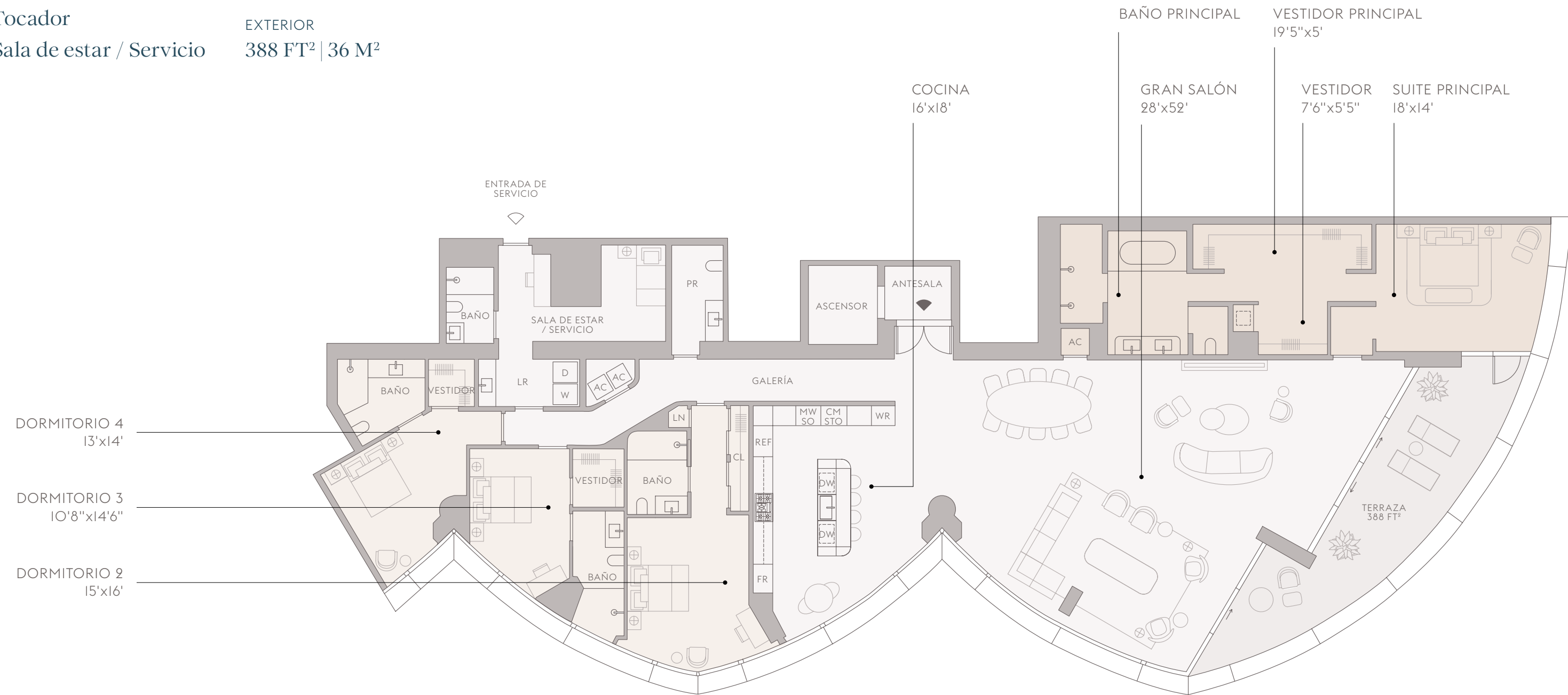


The dimensions stated for this floor plan are approximate because there are various recognized methods for calculating the square footage of a unit. The square footage stated here is calculated from the exterior boundaries of the exterior walls to the centerline of interior demising walls without deductions for cutouts, curves, or architectural features. This method typically results in quoted dimensions greater than the dimensions that would be determined by using other accepted methods. The definition of "Unit" and the calculation method to be relied upon is set forth by the Developer in Developer's prospectus which method may result in a square footage calculation less than the result of the calculation method used here. Renderings depict features not included with purchase, but which are available at an additional cost such as wine bar and closet millwork among others. Consult the Developer's prospectus to learn what is included with Unit purchase and to understand Unit dimensions. 2023 © Carlton Terrace Owner LLC, with all rights reserved.



# Residencia B, pisos 3-17

4 Dormitorios	INTERIOR	TOTAL
5 Baños	4358 FT <sup>2</sup>   405 M <sup>2</sup>	4746 FT <sup>2</sup>   441 M <sup>2</sup>
Tocador	EXTERIOR	
Sala de estar / Servicio	388 FT <sup>2</sup>   36 M <sup>2</sup>	



The dimensions stated for this floor plan are approximate because there are various recognized methods for calculating the square footage of a unit. The square footage stated here is calculated from the exterior boundaries of the exterior walls to the centerline of interior demising walls without deductions for cutouts, curves, or architectural features. This method typically results in quoted dimensions greater than the dimensions that would be determined by using other accepted methods. The definition of "Unit" and the calculation method to be relied upon is set forth by the Developer in Developer's prospectus which method may result in a square footage calculation less than the result of the calculation method used here. Renderings depict features not included with purchase, but which are available at an additional cost such as wine bar and closet millwork among others. Consult the Developer's prospectus to learn what is included with Unit purchase and to understand Unit dimensions. 2023 © Carlton Terrace Owner LLC, with all rights reserved.

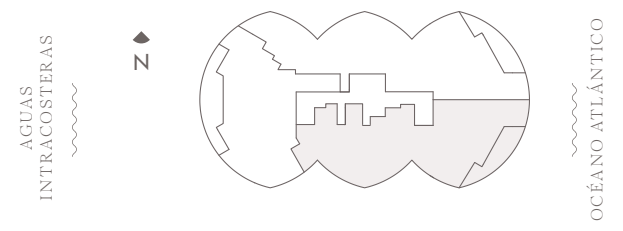
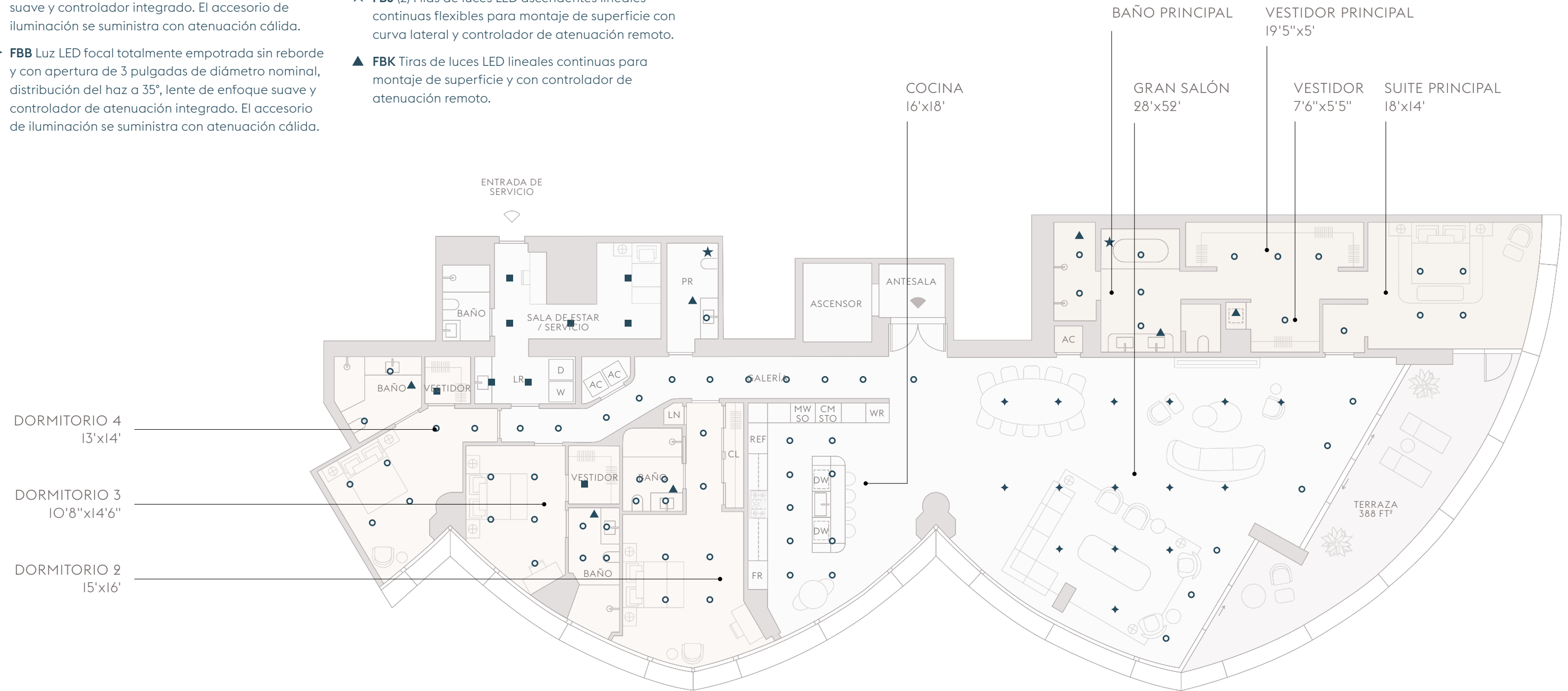


# Residencia B, pisos 3-17

## Plano de cielorraso

- **FBA** Luz LED descendente totalmente empotrada sin reborde y con apertura de 3 pulgadas de diámetro nominal, distribución del haz a 55°, lente de enfoque suave y controlador integrado. El accesorio de iluminación se suministra con atenuación cálida.
- ◆ **FBB** Luz LED focal totalmente empotrada sin reborde y con apertura de 3 pulgadas de diámetro nominal, distribución del haz a 35°, lente de enfoque suave y controlador de atenuación integrado. El accesorio de iluminación se suministra con atenuación cálida.

- **FBW** Luz LED descendente para montaje de superficie con carcasa de 8 pulgadas de diámetro nominal.
- ★ **FBJ** (2) Filas de Luces LED ascendentes lineales continuas flexibles para montaje de superficie con curva lateral y controlador de atenuación remoto.
- ▲ **FBK** Tiras de luces LED lineales continuas para montaje de superficie y con controlador de atenuación remoto.

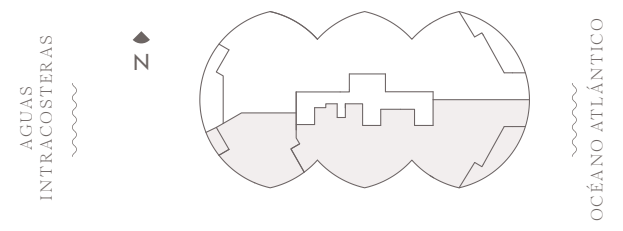
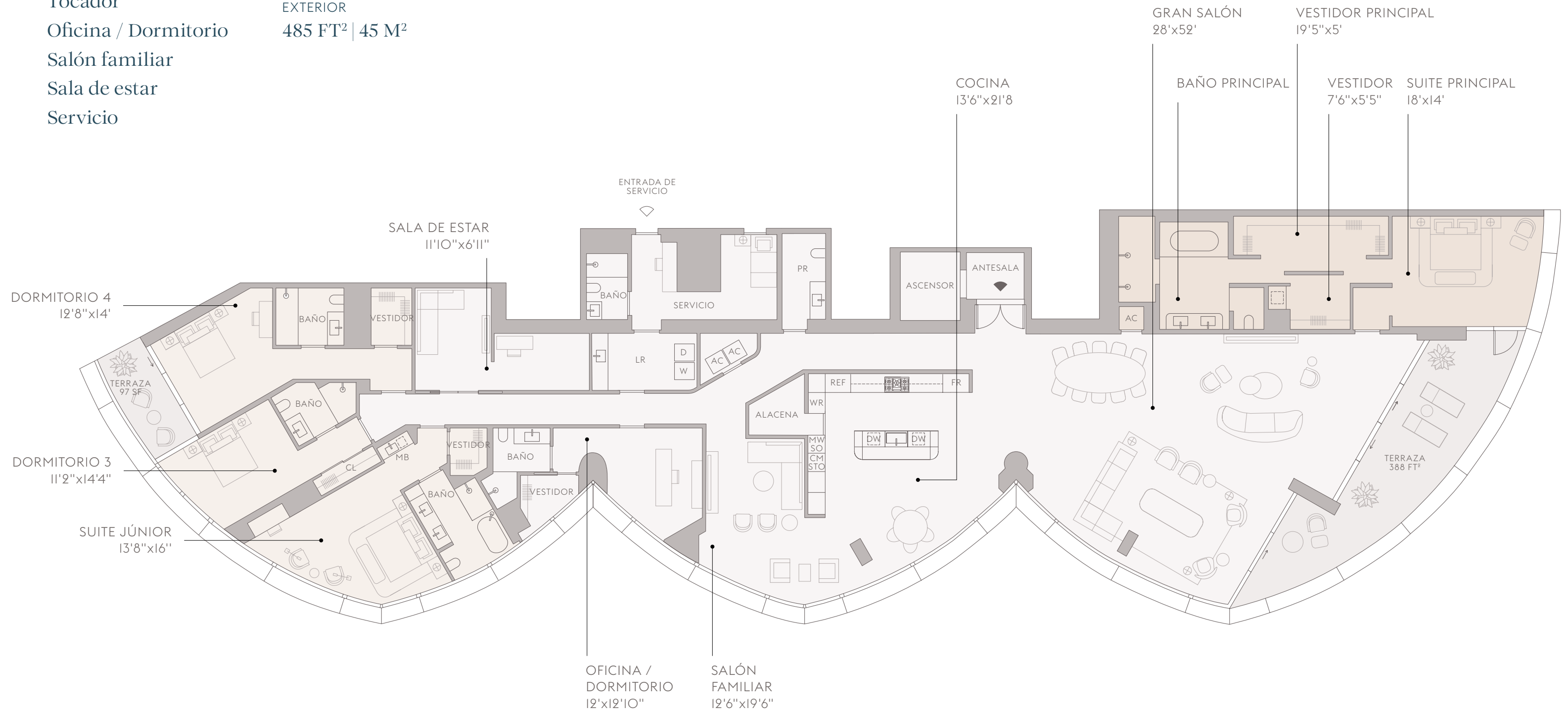


The dimensions stated for this floor plan are approximate because there are various recognized methods for calculating the square footage of a unit. The square footage stated here is calculated from the exterior boundaries of the exterior walls to the centerline of interior demising walls without deductions for cutouts, curves, or architectural features. This method typically results in quoted dimensions greater than the dimensions that would be determined by using other accepted methods. The definition of "Unit" and the calculation method to be relied upon is set forth by the Developer in Developer's prospectus which method may result in a square footage calculation less than the result of the calculation method used here. Renderings depict features not included with purchase, but which are available at an additional cost such as wine bar and closet millwork among others. Consult the Developer's prospectus to learn what is included with Unit purchase and to understand Unit dimensions. 2023 © Carlton Terrace Owner LLC, with all rights reserved.



# Residencia B, pisos 18-21

4 Dormitorios	INTERIOR	TOTAL
6 Baños	5810 FT <sup>2</sup>   540 M <sup>2</sup>	6295 FT <sup>2</sup>   585 M <sup>2</sup>
Tocador	EXTERIOR	
Oficina / Dormitorio	485 FT <sup>2</sup>   45 M <sup>2</sup>	
Salón familiar		
Sala de estar		
Servicio		



The dimensions stated for this floor plan are approximate because there are various recognized methods for calculating the square footage of a unit. The square footage stated here is calculated from the exterior boundaries of the exterior walls to the centerline of interior demising walls without deductions for cutouts, curves, or architectural features. This method typically results in quoted dimensions greater than the dimensions that would be determined by using other accepted methods. The definition of "Unit" and the calculation method to be relied upon is set forth by the Developer in Developer's prospectus which method may result in a square footage calculation less than the result of the calculation method used here. Renderings depict features not included with purchase, but which are available at an additional cost such as wine bar and closet millwork among others. Consult the Developer's prospectus to learn what is included with Unit purchase and to understand Unit dimensions. 2023 © Carlton Terrace Owner LLC, with all rights reserved.

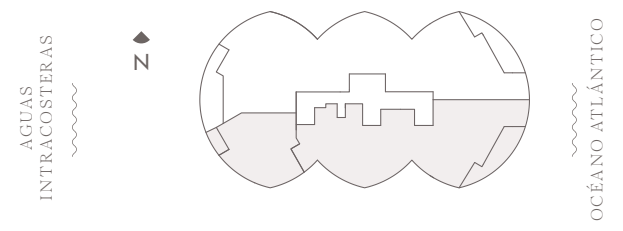
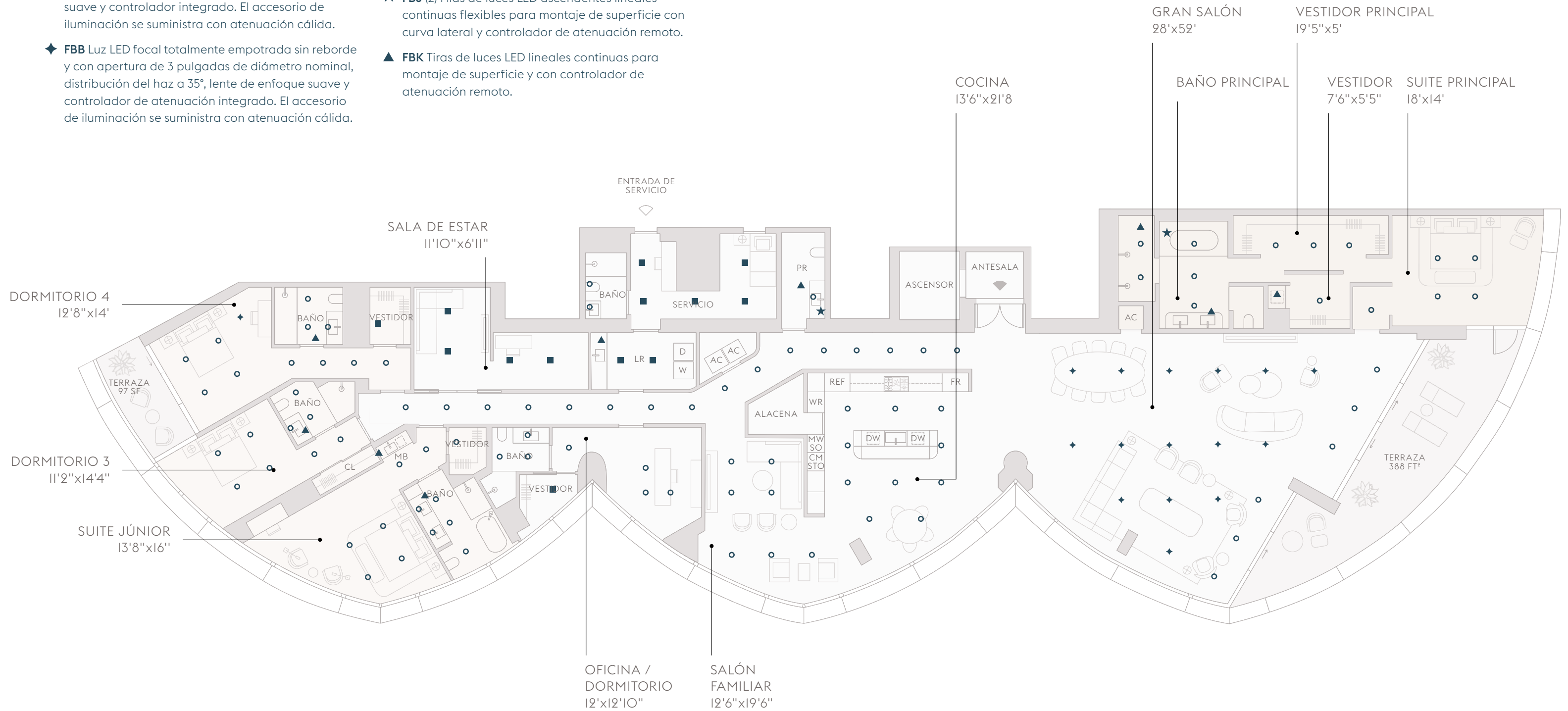


# Residencia B, pisos 18-21

## Plano de cielorraso


- **FBA** Luz LED descendente totalmente empotrada sin reborde y con apertura de 3 pulgadas de diámetro nominal, distribución del haz a 55°, lente de enfoque suave y controlador integrado. El accesorio de iluminación se suministra con atenuación cálida.
- ◆ **FBB** Luz LED focal totalmente empotrada sin reborde y con apertura de 3 pulgadas de diámetro nominal, distribución del haz a 35°, lente de enfoque suave y controlador de atenuación integrado. El accesorio de iluminación se suministra con atenuación cálida.

- **FBW** Luz LED descendente para montaje de superficie con carcasa de 8 pulgadas de diámetro nominal.
- ★ **FBJ (2)** Filas de luces LED ascendentes lineales continuas flexibles para montaje de superficie con curva lateral y controlador de atenuación remoto.
- ▲ **FBK** Tiras de luces LED lineales continuas para montaje de superficie y con controlador de atenuación remoto.



The dimensions stated for this floor plan are approximate because there are various recognized methods for calculating the square footage of a unit. The square footage stated here is calculated from the exterior boundaries of the exterior walls to the centerline of interior demising walls without deductions for cutouts, curves, or architectural features. This method typically results in quoted dimensions greater than the dimensions that would be determined by using other accepted methods. The definition of "Unit" and the calculation method to be relied upon is set forth by the Developer in Developer's prospectus which method may result in a square footage calculation less than the result of the calculation method used here. Renderings depict features not included with purchase, but which are available at an additional cost such as wine bar and closet millwork among others. Consult the Developer's prospectus to learn what is included with Unit purchase and to understand Unit dimensions. 2023 © Carlton Terrace Owner LLC, with all rights reserved.

## Opciones de pisos para las residencias



DOLOMITTI BLANCO NIEVE DE 24X48 PULGADAS



TABLÓN ANCHO DE ROBLE BLANCO EUROPEO DE 12X24 PULGADAS



## Paleta Aire. Opción para cocina



O1.




O2.



O3.



O5.



O4.

O1. GABINETES DE ROBLE BLANCO, O2. ENCIMERAS Y SALPICADERO EN PLACA DE MÁRMOL BIANCO ECRU, O3. ISLA EN PANELES LACADOS EN BLANCO, O4. ACCESORIOS FIJOS CON ACABADO METÁLICO PLATINO, O5. GRIFO DORNBRACHT CON ACABADO PLATINO












## Paleta Tierra. Opción para cocina



O1.




O2.



O3.



O5.



O4.

O1. GABINETES DE NOGAL OSCURO, O2. ENCIMERAS Y SALPICADERO EN PLACA DE MÁRMOL CALACATTA BLANCO, O3. ISLA EN PANELES LACADOS EN BLANCO, O4. ACCESORIOS FIJOS CON ACABADO METÁLICO PLATINO, O5. GRIFO DORNBRACHT CON ACABADO PLATINO



















# Residencia C, piso 2

3 Dormitorios

3 Baños

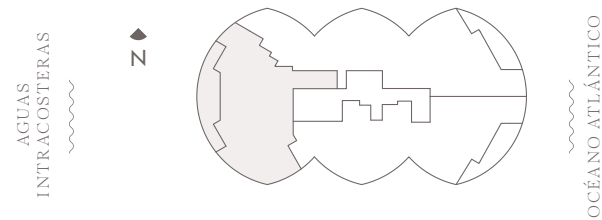
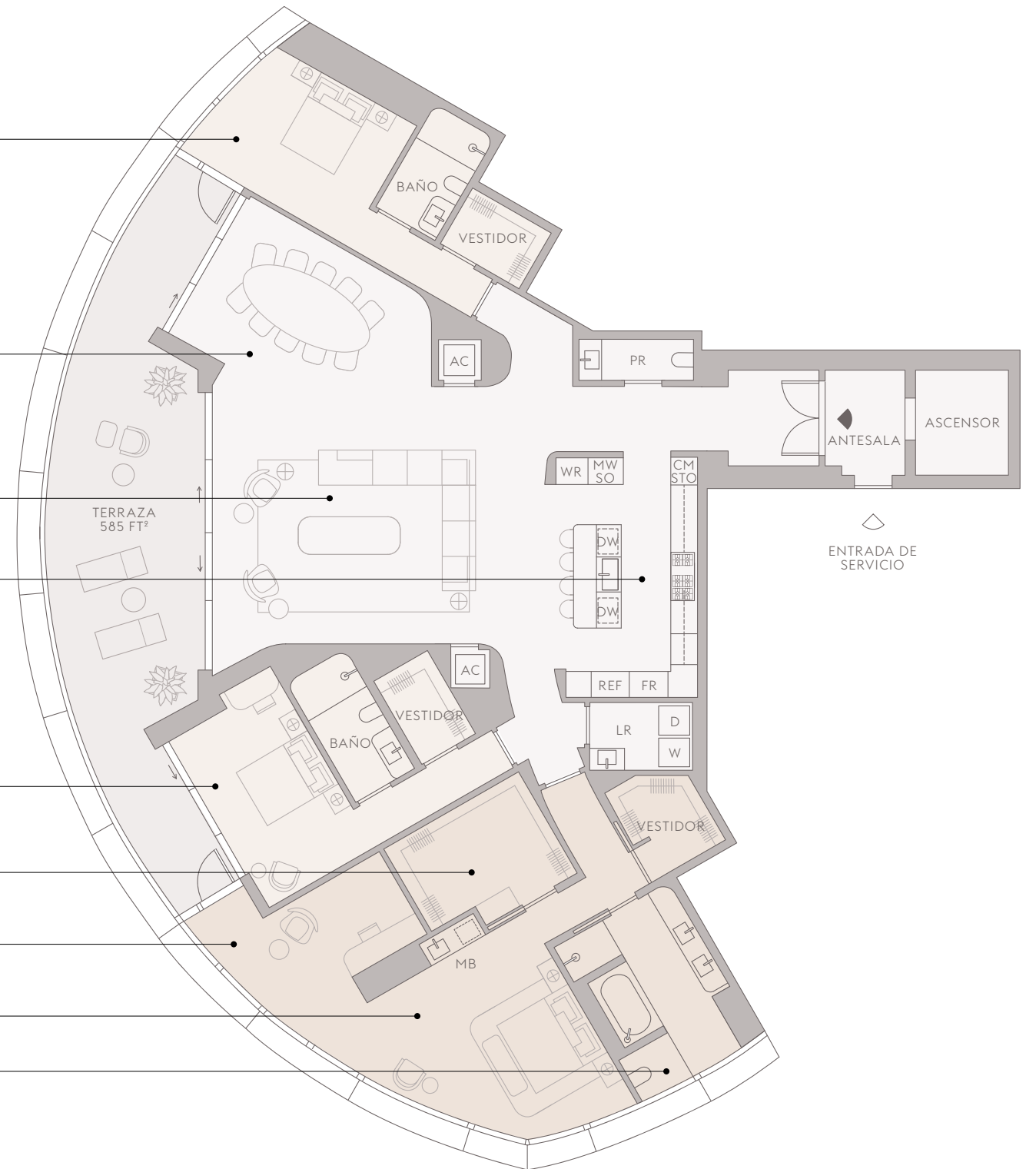
Tocador

INTERIOR  
3284 FT<sup>2</sup> | 305 M<sup>2</sup>

EXTERIOR  
585 FT<sup>2</sup> | 54 M<sup>2</sup>

TOTAL  
3869 FT<sup>2</sup> | 359 M<sup>2</sup>

- DORMITORIO 2  
11'3"x14'6"
- COMEDOR  
12'x18'
- LIVING ROOM  
21'x22'
- COCINA  
19'6"x11'8"
- DORMITORIO 3  
10'x15'6"
- VESTIDOR PRINCIPAL  
12'6"x9'4"
- OFICINA / SALA DE ESTAR  
7'8"x15'
- SUITE PRINCIPAL  
17'x17'
- BAÑO PRINCIPAL



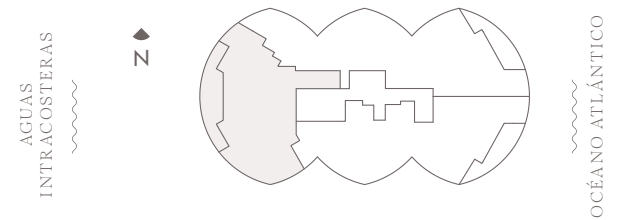
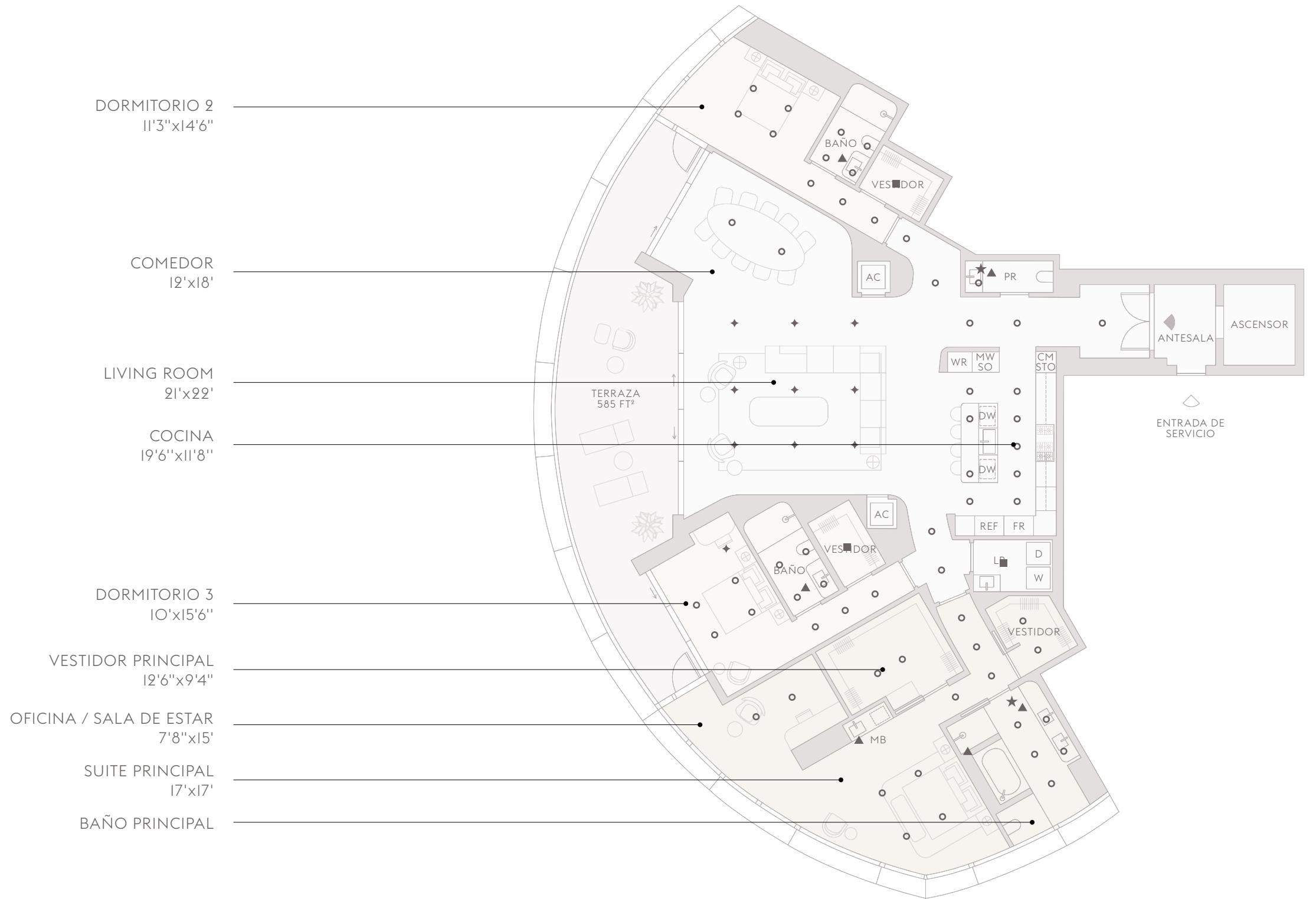
The dimensions stated for this floor plan are approximate because there are various recognized methods for calculating the square footage of a unit. The square footage stated here is calculated from the exterior boundaries of the exterior walls to the centerline of interior demising walls without deductions for cutouts, curves, or architectural features. This method typically results in quoted dimensions greater than the dimensions that would be determined by using other accepted methods. The definition of "Unit" and the calculation method to be relied upon is set forth by the Developer in Developer's prospectus which method may result in a square footage calculation less than the result of the calculation method used here. Renderings depict features not included with purchase, but which are available at an additional cost such as wine bar and closet millwork among others. Consult the Developer's prospectus to learn what is included with Unit purchase and to understand Unit dimensions. 2023 © Carlton Terrace Owner LLC, with all rights reserved.



# Residencia C, piso 2

## Plano de cielorraso

- **FBA** Luz LED descendente totalmente empotrada sin reborde y con apertura de 3 pulgadas de diámetro nominal, distribución del haz a 55°, lente de enfoque suave y controlador integrado. El accesorio de iluminación se suministra con atenuación cálida.
- ◆ **FBB** Luz LED focal totalmente empotrada sin reborde y con apertura de 3 pulgadas de diámetro nominal, distribución del haz a 35°, lente de enfoque suave y controlador de atenuación integrado. El accesorio de iluminación se suministra con atenuación cálida.
- **FBW** Luz LED descendente para montaje de superficie con carcasa de 8 pulgadas de diámetro nominal.
- ★ **FBJ** (2) Filas de luces LED ascendentes lineales continuas flexibles para montaje de superficie con curva lateral y controlador de atenuación remoto.
- ▲ **FBK** Tiras de luces LED lineales continuas para montaje de superficie y con controlador de atenuación remoto.



The dimensions stated for this floor plan are approximate because there are various recognized methods for calculating the square footage of a unit. The square footage stated here is calculated from the exterior boundaries of the exterior walls to the centerline of interior demising walls without deductions for cutouts, curves, or architectural features. This method typically results in quoted dimensions greater than the dimensions that would be determined by using other accepted methods. The definition of "Unit" and the calculation method to be relied upon is set forth by the Developer in Developer's prospectus which method may result in a square footage calculation less than the result of the calculation method used here. Renderings depict features not included with purchase, but which are available at an additional cost such as wine bar and closet millwork among others. Consult the Developer's prospectus to learn what is included with Unit purchase and to understand Unit dimensions. 2023 © Carlton Terrace Owner LLC, with all rights reserved.



# Residencia C, pisos 3-17

3 Dormitorios

3 Baños

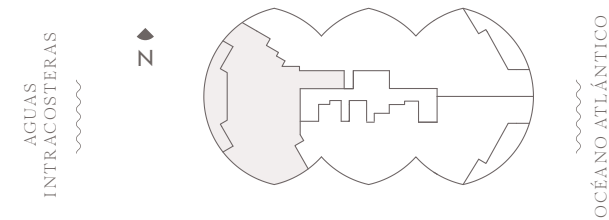
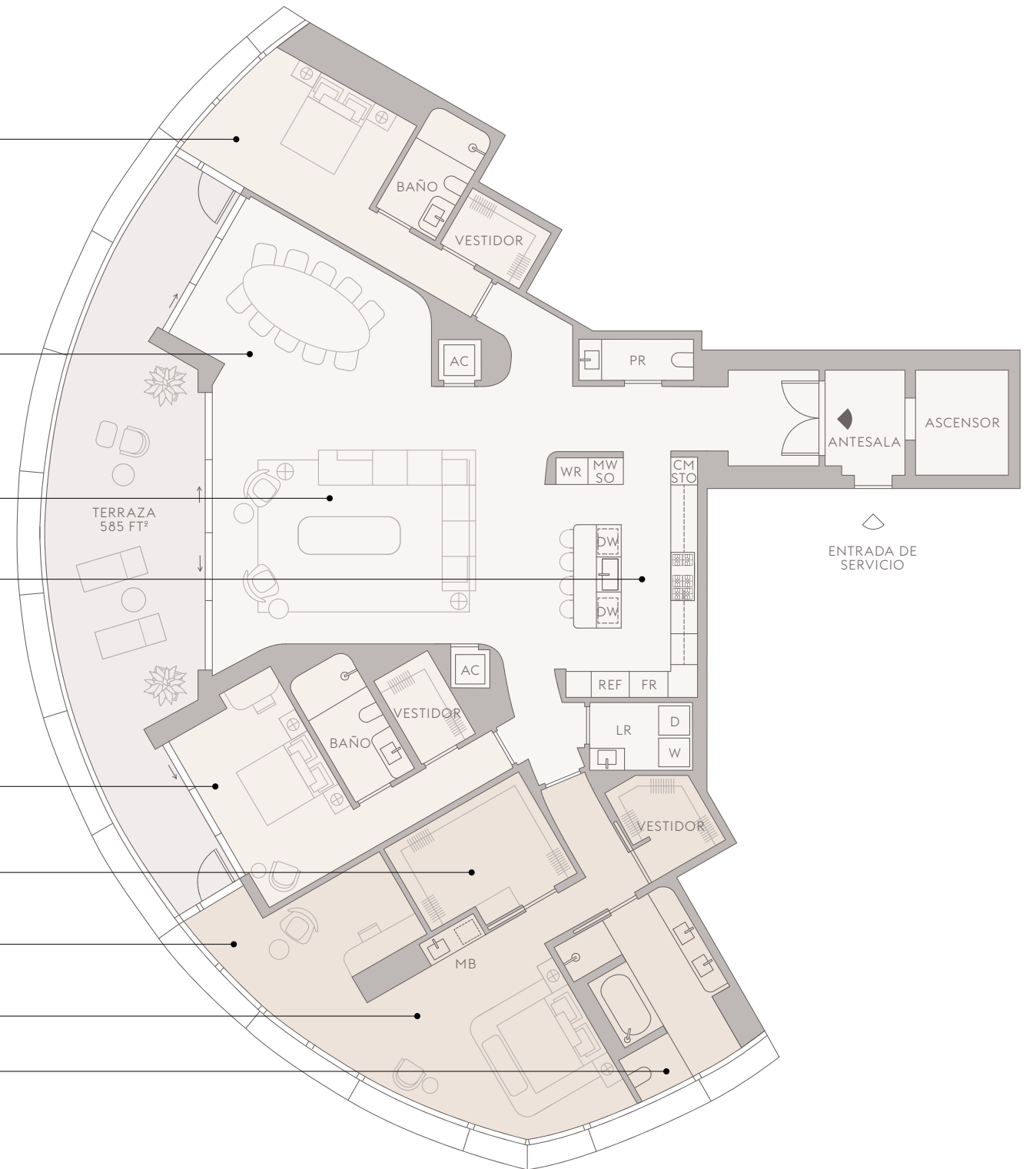
Tocador

INTERIOR  
3297 FT<sup>2</sup> | 306 M<sup>2</sup>

EXTERIOR  
585 FT<sup>2</sup> | 54 M<sup>2</sup>

TOTAL  
3882 FT<sup>2</sup> | 361 M<sup>2</sup>

- DORMITORIO 2  
11'3"x14'6"
- COMEDOR  
12'x18'
- LIVING ROOM  
21'x22'
- COCINA  
19'6"x11'8"
- DORMITORIO 3  
10'x15'6"
- VESTIDOR PRINCIPAL  
12'6"x9'4"
- OFICINA / SALA DE ESTAR  
7'8"x15'
- SUITE PRINCIPAL  
17'x17'
- BAÑO PRINCIPAL



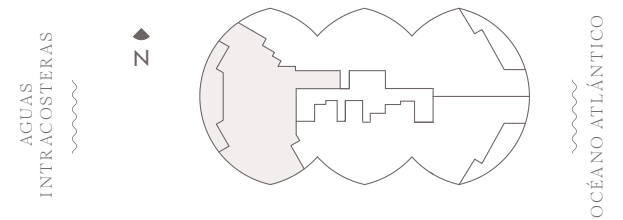
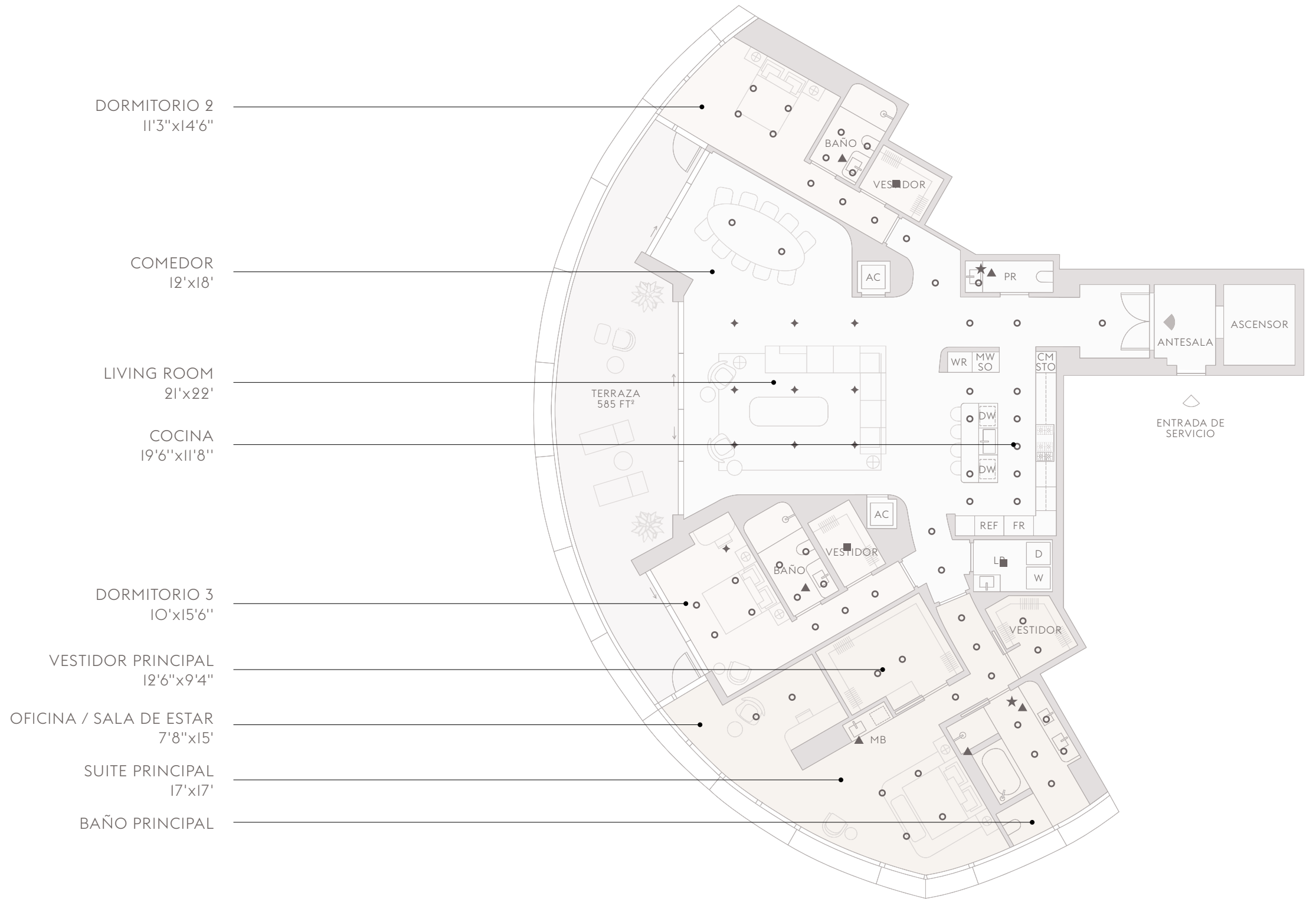
The dimensions stated for this floor plan are approximate because there are various recognized methods for calculating the square footage of a unit. The square footage stated here is calculated from the exterior boundaries of the exterior walls to the centerline of interior demising walls without deductions for cutouts, curves, or architectural features. This method typically results in quoted dimensions greater than the dimensions that would be determined by using other accepted methods. The definition of "Unit" and the calculation method to be relied upon is set forth by the Developer in Developer's prospectus which method may result in a square footage calculation less than the result of the calculation method used here. Renderings depict features not included with purchase, but which are available at an additional cost such as wine bar and closet millwork among others. Consult the Developer's prospectus to learn what is included with Unit purchase and to understand Unit dimensions. 2023 © Carlton Terrace Owner LLC, with all rights reserved.



# Residencia C, pisos 3-17

## Plano de cielorraso


- **FBA** Luz LED descendente totalmente empotrada sin reborde y con apertura de 3 pulgadas de diámetro nominal, distribución del haz a 55°, lente de enfoque suave y controlador integrado. El accesorio de iluminación se suministra con atenuación cálida.
- ◆ **FBB** Luz LED focal totalmente empotrada sin reborde y con apertura de 3 pulgadas de diámetro nominal, distribución del haz a 35°, lente de enfoque suave y controlador de atenuación integrado. El accesorio de iluminación se suministra con atenuación cálida.
- **FBW** Luz LED descendente para montaje de superficie con carcasa de 8 pulgadas de diámetro nominal.
- ★ **FBJ** (2) Filas de luces LED ascendentes lineales continuas flexibles para montaje de superficie con curva lateral y controlador de atenuación remoto.
- ▲ **FBK** Tiras de luces LED lineales continuas para montaje de superficie y con controlador de atenuación remoto.



The dimensions stated for this floor plan are approximate because there are various recognized methods for calculating the square footage of a unit. The square footage stated here is calculated from the exterior boundaries of the exterior walls to the centerline of interior demising walls without deductions for cutouts, curves, or architectural features. This method typically results in quoted dimensions greater than the dimensions that would be determined by using other accepted methods. The definition of "Unit" and the calculation method to be relied upon is set forth by the Developer in Developer's prospectus which method may result in a square footage calculation less than the result of the calculation method used here. Renderings depict features not included with purchase, but which are available at an additional cost such as wine bar and closet millwork among others. Consult the Developer's prospectus to learn what is included with Unit purchase and to understand Unit dimensions. 2023 © Carlton Terrace Owner LLC, with all rights reserved.



## Opciones de pisos para las residencias



DOLOMITTI BLANCO NIEVE DE 24X48 PULGADAS



TABLÓN ANCHO DE ROBLE BLANCO EUROPEO DE 12X24 PULGADAS



## Paleta Aire. Opción para cocina



O1.




O2.



O3.



O5.



O4.

O1. GABINETES DE ROBLE BLANCO, O2. ENCIMERAS Y SALPICADERO EN PLACA DE MÁRMOL BIANCO ECRU, O3. ISLA EN PANELES LACADOS EN BLANCO, O4. ACCESORIOS FIJOS CON ACABADO METÁLICO PLATINO, O5. GRIFO DORNBRACHT CON ACABADO PLATINO












## Paleta Tierra. Opción para cocina



O1.




O2.



O3.



O5.



O4.

O1. GABINETES DE NOGAL OSCURO, O2. ENCIMERAS Y SALPICADERO EN PLACA DE MÁRMOL CALACATTA BLANCO, O3. ISLA EN PANELES LACADOS EN BLANCO, O4. ACCESORIOS FIJOS CON ACABADO METÁLICO PLATINO, O5. GRIFO DORNBRACHT CON ACABADO PLATINO















## Paleta Aire. Opción para baño principal



01.




04.



02.



03.



05.



06.

01. BALDOSAS Y PAREDES DE TRAVERTINO, 02. LAVABO EN PANEL LACADO EN BLANCO, 03. ENCIMERAS Y SALPICADERO EN PLACA DE MÁRMOL VOLAKAS BLANCO, 04. ACCESORIOS FIJOS CON ACABADO METÁLICO CHAMPÁN CEPILLADO, 05. DUCHA DE CRISTAL ESTRIADO, 06. APLIQUE DE PARED APPARATUS



Baño principal

SE MUESTRA EN PALETA AIRE





Baño principal






## Paleta Tierra. Opción para baño principal



01.




04.



02.



03.



05.



06.

01. BALDOSAS Y PAREDES DE TRAVERTINO, 02. LAVABO EN PANEL DE NOGAL OSCURO, 03. ENCIMERAS Y SALPICADERO EN PLACA DE MÁRMOL VOLAKAS BLANCO, 04. ACCESORIOS FIJOS CON ACABADO METÁLICO CHAMPÁN CEPILLADO, 05. DUCHA DE CRISTAL ESTRIADO, 06. APLIQUE DE PARED APPARATUS



Baño principal

SE MUESTRA EN PALETA TIERRA






## Baño secundario



O1.



O6.




O3.



O5.



O2.



O4.

### MATERIALES Y ACABADOS

O1. BALDOSAS Y PAREDES DE BIANCO DOLOMITTI, O2. ARMARIOS DE ROBLE BLANCO, O3. LAVABO EN PLACA DE MÁRMOL BLANCO PANDA, O4. ACCESORIOS FIJOS CON ACABADO METÁLICO CHAMPÁN CEPILLADO, O5. APLIQUE DE PARED HOLLY HUNT, O6. DUCHA DE CRISTAL ESTRIADO






O1.



O4.



O2.



O5.



O3.

## Tocador

O1. REVESTIMIENTO DE PARED EN TELA DE RAMIO GRIS, O2. LAVABO EN PLACA DE MÁRMOL SÚPER BLANCO, O3. PISOS EN TABLÓN ANCHO DE ROBLE BLANCO EUROPEO, O4. ACCESORIOS FIJOS CON ACABADO METÁLICO CHAMPÁN CEPILLADO, O5. APLIQUE DE PARED APPARATUS












# Armarios




## PALETA AIRE

01. PISOS EN TABLÓN ANCHO DE ROBLE BLANCO EUROPEO, 02. ARMARIOS DE ROBLE BLANCO, 03. ENCIMERAS DE ARABESCATO CORCHIA, 04. ACCESORIOS FIJOS CON ACABADO METÁLICO CHAMPÁN CEPILLADO, 05. TIRADORES DE JOSEPH GILES HOLMES, 06. CAJONES FORRADOS EN CUERO, 07. CRISTAL ESTRIADO

*PAQUETE BASE: TODOS LOS ACABADOS EN MADERA, SIN PUERTAS, ÚNICAMENTE ENCIMERA DE MÁRMOL*

*PAQUETE MEJORADO: CAJONES, PUERTAS Y PANELES TRASEROS FORRADOS EN CUERO, PUERTAS DE CRISTAL ESTRIADO, ENCIMERA DE MÁRMOL Y PARED DECORATIVA*



## PALETA TIERRA

01. PISOS EN TABLÓN ANCHO DE ROBLE BLANCO EUROPEO, 02. ARMARIOS DE NOGAL, 03. ENCIMERAS DE ARABESCATO CORCHIA, 04. ACCESORIOS FIJOS CON ACABADO METÁLICO CHAMPÁN CEPILLADO, 05. TIRADORES DE JOSEPH GILES HOLMES, 06. CAJONES FORRADOS EN CUERO, 07. CRISTAL ESTRIADO

*PAQUETE BASE: TODOS LOS ACABADOS EN MADERA, SIN PUERTAS, ÚNICAMENTE ENCIMERA DE MÁRMOL*

*PAQUETE MEJORADO: CAJONES, PUERTAS Y PANELES TRASEROS FORRADOS EN CUERO, PUERTAS DE CRISTAL ESTRIADO, ENCIMERA DE MÁRMOL Y PARED DECORATIVA*



















# Bar de medianoche



01.



02.



03.



04.



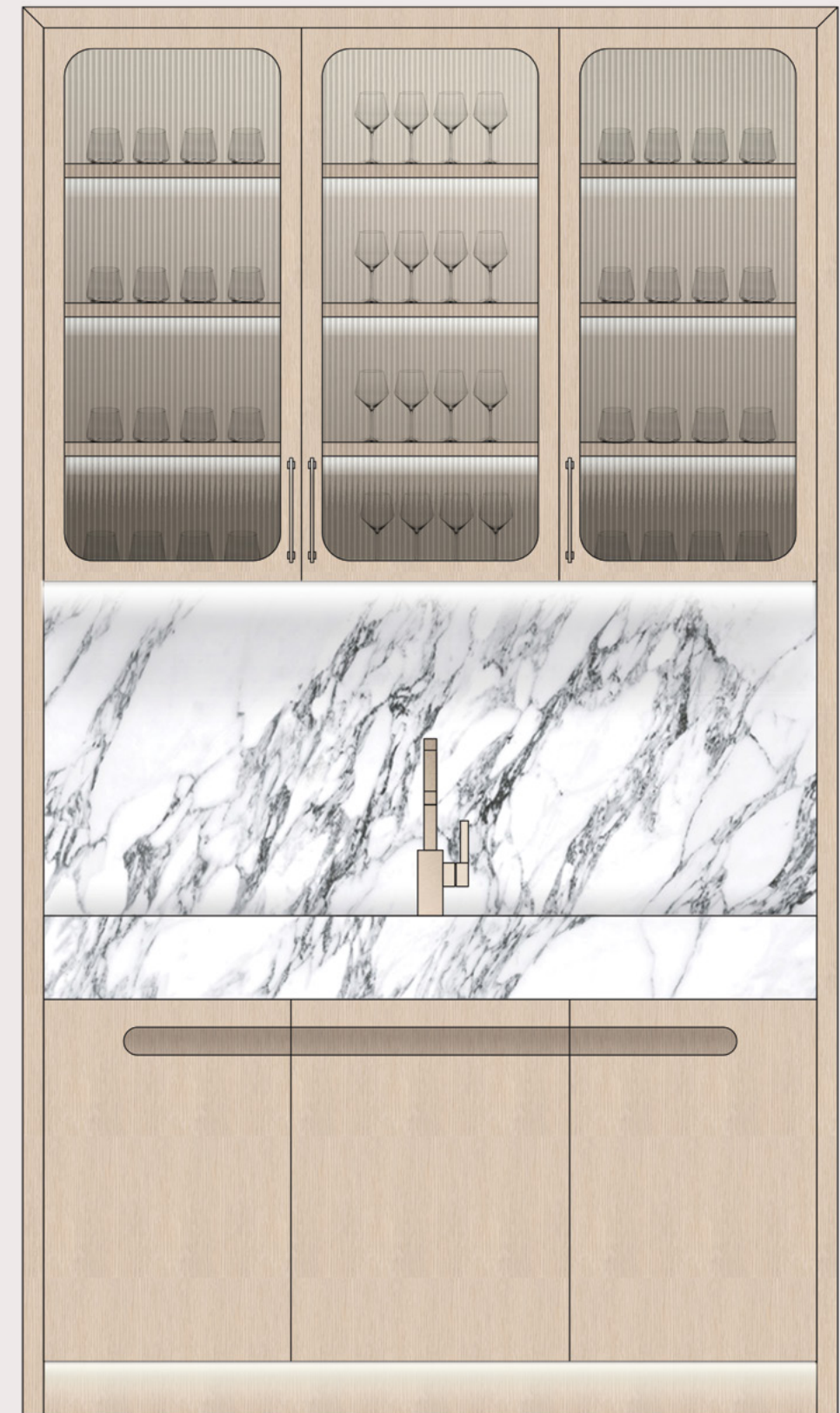
05.




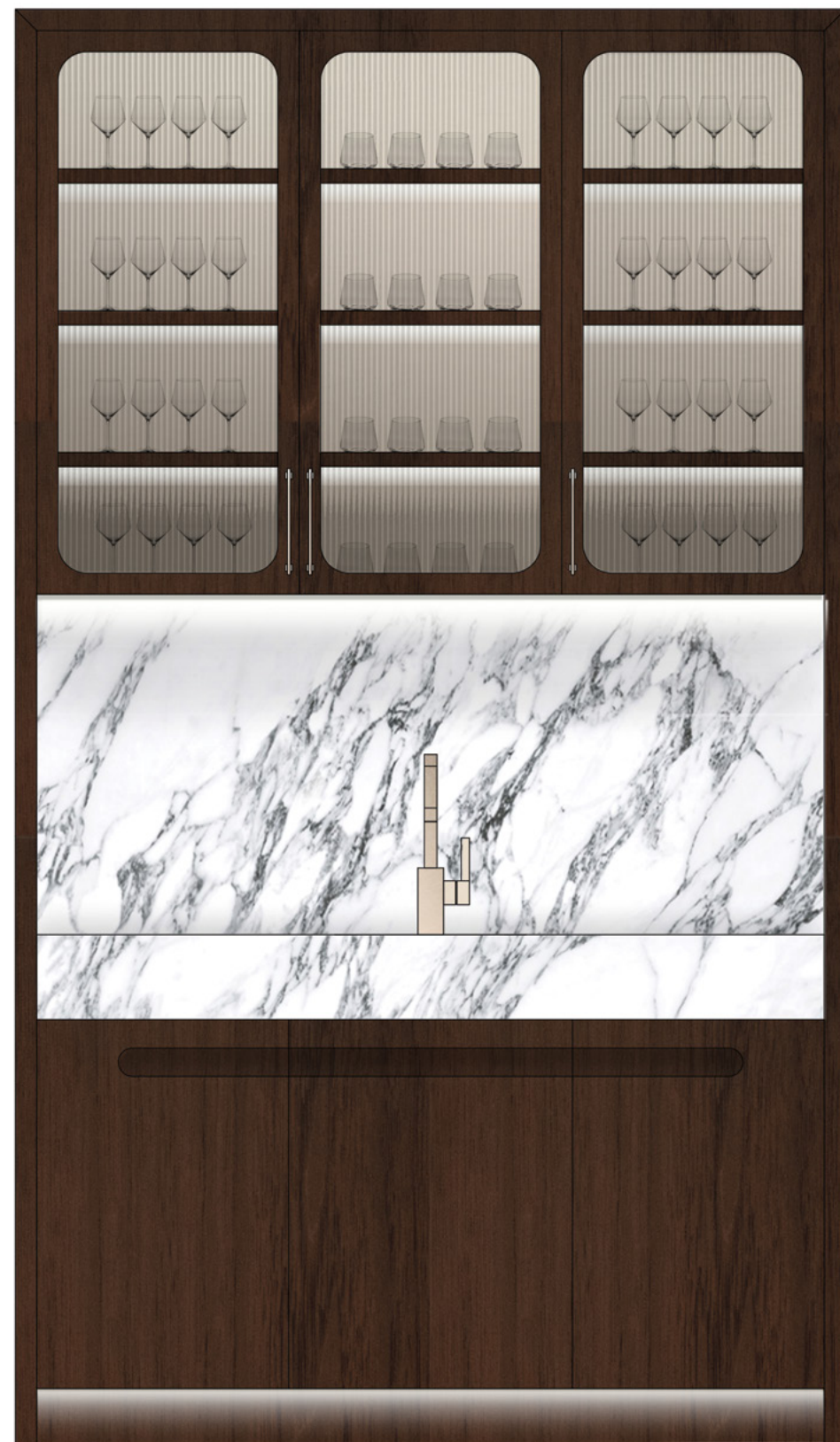
06.

## PALETA AIRE


01. PISOS EN TABLÓN ANCHO DE ROBLE BLANCO EUROPEO, 02. ARMARIOS DE ROBLE BLANCO, 03. ENCIMERAS DE ARABESCATO CÖRCHIA, 04. ACCESORIOS FIJOS CON ACABADO METÁLICO CHAMPÁN CEPILLADO, 05. CRISTAL ESTRIADO, 06. TIRADORES DE JOSEPH GILES HOLMES







01.




02.



03.



04.



05.



06.

## PALETA TIERRA

01. PISOS EN TABLÓN ANCHO DE ROBLE BLANCO EUROPEO, 02. ARMARIOS DE NOGAL, 03. ENCIMERAS DE ARABESCATO CORCHIA, 04. ACCESORIOS FIJOS CON ACABADO METÁLICO CHAMPÁN CEPILLADO, 05. CRISTAL ESTRIADO, 06. TIRADORES DE JOSEPH GILES HOLMES



## Los detalles

Todo se elige con un propósito y un ojo para la belleza.  
El resultado es una sensación de armonía y refinamiento visible  
hasta en el más mínimo detalle.



# COCINA

## EQUIPAMIENTO Y ACCESORIOS



SUB-ZERO / WOLF  
HORNO RÁPIDO CONTEMPORÁNEO  
SERIE M DE 30 PULGADAS




SUB-ZERO / WOLF  
HORNO MICROONDAS  
CONTEMPORÁNEO CON PUERTA ABATIBLE  
SERIE M DE 30 PULGADAS



SUB-ZERO / WOLF  
SISTEMA DE CAFÉ CONTEMPORÁNEO  
SERIE M DE 30 PULGADAS



SUB-ZERO / WOLF  
HORNO DE VAPOR Y CONVECCIÓN  
CONTEMPORÁNEO DE CRISTAL Y CON ASA  
RETRÁCTIL SERIE M DE 30 PULGADAS




SUB-ZERO / COVE  
LAVAVAJILLAS INTEGRABLE  
CON DESCALCIFICADOR  
DE AGUA DE 24 PULGADAS




SUB-ZERO / WOLF  
COCINA DE GAS CON HORNO DOBLE DE  
48 PULGADAS (TIPO C)




SUB-ZERO / WOLF  
COCINA DE GAS CON HORNO DOBLE  
DE 36 PULGADAS (TIPOS A Y B)



SUB-ZERO / WOLF  
REFRIGERADOR DE COLUMNA  
INTEGRABLE DE 36 PULGADAS



SUB-ZERO / WOLF  
REFRIGERADOR DE COLUMNA  
INTEGRABLE CON MÁQUINA  
DE HIELO DE 36 PULGADAS




SUB-ZERO / WOLF  
CAVA DE VINOS INTEGRABLE  
DE 30 PULGADAS



DORNBRACHT  
GRIFO DE FREGADERO MONOMANDO  
CON ROCIADOR EXTRAÍBLE



FREGADERO DE ACERO INOXIDABLE  
EN ACABADO SATINADO



ACABADO: PLATINO  
METÁLICO DORNBRACHT



## ÍNDICE DE PIEDRAS



BIANCO ECRU  
COCINA



CALACATTA BLANCO  
COCINA




VOLAKAS BLANCO  
BAÑO PRINCIPAL



BIANCO SANTA CATERINA  
TRAVERTINO PULIDO Y RELLENADO  
BAÑO PRINCIPAL



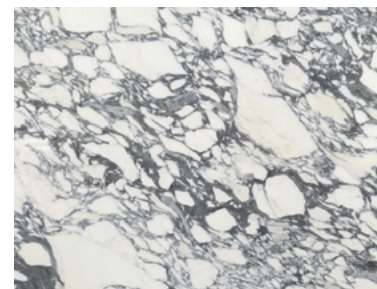
MÁRMOL PANDA PULIDO  
BAÑO SECUNDARIO



DOLOMITTI BLANCO NIEVE PULIDO  
BAÑO SECUNDARIO



SÚPER BLANCO PULIDO  
TOCADOR



ARABESCATO CORCHIA PULIDO  
ARMARIOS Y BAR DE  
MEDIANOCHE

## BAÑO PRINCIPAL

SELECCIÓN DE ACCESORIOS Y HERRAJES



DUCHA DE VAPOR CON  
CHORROS DE PARED



DORNBRACHT MEM  
JUEGO DE DUCHA DE MANO



TOTO INODORO CON  
BIDET INTEGRADO



DORNBRACHT MEM  
PORTARROLLOS DE PAPEL  
HIGIÉNICO



DORNBRACHT GRIFO  
MEZCLADOR DE PARED



DORNBRACHT MEM  
TOALLERO



DORNBRACHT MEM  
GRIFO PARA BAÑERA




DORNBRACHT MEM  
GRIFO PARA BAÑERA



DORNBRACHT  
CABEZAL DE LLUVIA



DORNBRACHT MEM  
GANCHO PARA LA BATA



ACABADO:  
CHAMPÁN CEPILLADO



## BAÑO SECUNDARIO

SELECCIÓN DE ACCESORIOS Y HERRAJES



DORNBRACHT TARA  
CABEZAL DE DUCHA



DORNBRACHT TARA  
TOALLERO



TOTO INODORO  
DE PIE



DORNBRACHT  
JUEGO DE DUCHA DE MANO



DORNBRACHT TARA  
GRIFO MEZCLADOR DE PARED




DORNBRACHT TARA  
PORTARROLLOS DE PAPEL  
HIGIÉNICO



DORNBRACHT  
MÓDULO DEL TERMOSTATO



DORNBRACHT TARA  
GANCHO PARA LA BATA



ACABADO:  
CHAMPÁN CEPILLADO

## TOCADOR

SELECCIÓN DE ACCESORIOS Y HERRAJES



TOTO INODORO  
DE PIE



DORNBRACHT  
GRIFO MEZCLADOR PARA  
MONTAR EN LA ENCIMERA




DORNBRACHT MEM  
PORTARROLLOS DE PAPEL  
HIGIÉNICO



DORNBRACHT MEM  
GANCHOS PARA LA BATA



DORNBRACHT MEM  
TOALLERO



ACABADO:  
CHAMPÁN CEPILLADO



## DETALLES DE LOS ACCESORIOS Y ARTEFACTOS

Disposición de planta de proporciones generosas diseñada por Rottet Studios

Vestíbulo privado con ascensor y entrada a la unidad con puerta doble

Techos de 3 metros (10 pies) de altura excepto en zonas con falsos techos, sofitos, luces empotradas y otros equipamientos

Armarios de cocina diseñados a medida por Rottet Studio con encimeras y salpicaderos en placa de mármol, cocina Dornbracht de acero glaseado y paquete de electrodomésticos Sub-Zero/Wolf de la Serie M

Sistema de ventanales diseñado por SOM, con sistema Schüco de paneles que se levantan para deslizar y con apertura de 3 metros (10 pies)

Paneles de vidrio bajo en hierro, doble laminado y con aislación, de suelo a techo, que crean ventanales de mayor eficiencia energética y reducción de ruido en todas las viviendas; los paneles abarcan 1.5 metros (5 pies) de ancho y 3.5 metros (10 pies) de altura

Pisos de piedra instalados en todas las zonas principales de la vivienda, con la opción del comprador de cambiarlos por pisos de madera

Amplias terrazas de hasta 3 metros (10 pies) de profundidad con pisos terminados

Paneles biselados lisos para instalación de revestimientos

Barandillas de cristal sin marco para balcones

Puertas interiores italianas con panel de bajo perfil y bisagras ocultas

Unidad precableada para cortinas motorizadas y accesorios de iluminación inteligentes (mejoras previstas para ofrecerse a los compradores)

Baños diseñados a la medida por Rottet Studio con lavabo de panel lacado en blanco, paredes en placa de travertino y pisos con baldosas de travertino, encimeras y salpicaderos en placa de mármol, acabado metálico champán cepillado, ducha y sanitario con puerta de cristal estriado, accesorios de plomería Dornbracht en todos los cuartos de baño e inodoros Toto en toda la vivienda (inodoros inteligentes integrados en los cuartos de baño principales)

Sistema inteligente de climatización multizona, con difusores lineales ranurados en todas las residencias

Sistema de armarios base diseñados a la medida por Rottet Studio (mejoras que se ofrecerán a los compradores)

Diagrama de iluminación y falsos techos diseñado a la medida por Rottet Studio en todas las viviendas, con ranura oculta para pantallas diseñadas a la medida (mejoras que se ofrecerán a los compradores)

Ala de servicio con cuarto de baño incluido de tres piezas

Lavadero con lavadora y secadora de tamaño completo

The foregoing items are subject to the provisions of Sections 14 and 15 of the Agreement. Additionally, Buyer understands and agrees that at this time, all features, building specs and finishes are proposed only and that in new construction multistory developments, appliances, materials and finishes are not purchased until shortly before completion of the Building. As such, while the described features are representative of the types of items currently contemplated, actual items will only be determined as construction of the project progresses. As such, Buyer authorizes Seller, in its sole discretion: (i) to make changes of suppliers, manufacturers, brand names, or items; and/or (ii) to modify the design concept and/or the list of standard features or make substitutions for equipment, material, appliances, brands, colors, models, etc., with items which in Seller's opinion are of equal or better quality (regardless of cost). THE INFORMATION PROVIDED, INCLUDING SPECIFICATIONS, MODELS AND BRANDS, IS BASED UPON PRELIMINARY DEVELOPMENT PLANS AND IS SOLELY FOR INFORMATIONAL PURPOSES, AND IS SUBJECT TO CHANGE WITHOUT NOTICE. Reference to any upgrades offered may require payment of an additional cost. All measurements are approximate.



**ORAL REPRESENTATIONS CANNOT BE RELIED UPON AS CORRECTLY STATING REPRESENTATIONS OF THE DEVELOPER. FOR CORRECT REPRESENTATIONS, MAKE REFERENCE TO THIS BROCHURE AND TO THE DOCUMENTS REQUIRED BY SECTION 718.503, FLORIDA STATUTES, TO BE FURNISHED BY A DEVELOPER TO A BUYER OR LESSEE.**

**New York Residents: THE COMPLETE OFFERING TERMS ARE FOUND IN A CPS-12 APPLICATION AVAILABLE FROM THE OFFEROR. FILE NO FILE NO. CP23-0060.**

**WARNING: THE CALIFORNIA DEPARTMENT OF REAL ESTATE HAS NOT INSPECTED, EXAMINED, OR QUALIFIED THIS OFFERING.**

**THIS CONDOMINIUM HAS ALSO BEEN REGISTERED WITH THE MASSACHUSETTS BOARD OF REGISTRATION OF REAL ESTATE BROKERS AND SALESPERSONS F-1284-OI-OI.**

RIVAGE BAL HARBOUR CONDOMINIUM is developed by Carlton Terrace Owner LLC ("Developer" or "Offeror"). This offering is made only by the Developer's Prospectus for the Condominium. No statement should be relied upon if not made in the Developer's Prospectus. Architectural design elements may vary from concept to actual construction. All depictions of views, waterfront or water access, finishes, fixtures, design, and amenities are conceptual. The furnishings, décor, and interior design depicted are conceptual and not included in the Unit purchase. Sketches, renderings, or photographs depicting lifestyle, amenities, food services, resort services, rental services, finishes, designs, materials, furnishings, fixtures, appliances, cabinetry, soffits, lighting, countertops, floor plans, specifications, or art contained in this brochure are proposed only and the Developer reserves the right to modify, revise, or withdraw any or all the same in its sole discretion and without prior notice. No water view or other specific view is guaranteed. Views from Units vary depending upon the Unit selected. Dimensions and square footage are approximate and may vary depending on how measured and based upon actual construction. Also, locations and layouts of windows, doors, closets, plumbing fixtures, and structural and architectural design elements may vary from concept to actual construction. The drawings, images, and depictions shown should not be relied upon as representations, express or implied, of the final detail of the Condominium or any Unit. All improvements, designs and construction are subject to first obtaining the appropriate federal, state, and local permits and approvals which may require the Developer to alter any design, floor plan, layout, or detail depicted or planned. Art depicted is not included with a Unit purchase and art depicted is not owned by the Association(s) for this Condominium. If art is installed at the Condominium any such art shall be selected by the Developer at the Developer's sole discretion and may be substituted by the Developer or removed; art installed by the Developer shall be deemed to be on loan to the Condominium Association removable by Developer at Developer's election without recourse to Developer. No art installed is owned by the Condominium Association unless the installation is specifically gifted or sold to the Association by written and signed agreement between the Developer and the Condominium Association. The Prospectus is not a securities or investment offering. No statements or representations have been made by Developer, or any of its agents, employees, or representatives with respect to any potential for future profit, future appreciation in value, investment opportunity potential, rental income potential, or other benefits to be derived from ownership of one or more Units, but if made such statements should not be relied upon in your Unit purchase decision. The Developer, its agents, employees, and representatives are also not tax advisors and statement(s) made with respect to tax benefits of ownership should not be relied upon in your Unit purchase decision. Certain nearby attractions, shopping venues, restaurants, and activities referenced or identified in this publication are off-site and are not controlled by the Developer. Information regarding off-site attractions, developments, and venues, whether existing at the time of this publication or proposed, have been obtained from public records and other sources of public information and there is no guarantee that any off-site attractions, shopping venues, restaurants, and activities will exist as depicted or that there would not be changes or substitutions of the attractions and venues nearby. Pursuant to license agreements, Developer has a right to use the trade names, marks, and logos of: (1) The Related Group; and (2) Two Roads Development, each of which is licensor and neither of which is Developer. This is not intended to be an offer to sell, or solicitation of an offer to buy, condominium units to residents of any other jurisdiction when prohibited by law. All prices are subject to change at any time and without notice, and do not include optional features, design packages, furniture packages, or premiums for upgraded Units. Consult the Prospectus of Developer to understand the amenities, proposed budget, terms, conditions, specifications, fees, Unit dimensions, site plans, and to learn what is included with purchase and by payment of regular assessments and to learn what amenities may require payment of additional fees. The project graphics, renderings, photographs, and text provided herein are copyrighted works owned by the respective developer unless otherwise credited. 2023 © Carlton Terrace Owner LLC, with all rights reserved.

